



# Checklist and Guidance

For disseminating findings from Cochrane  
intervention reviews

Version 1.0

October 2019

Project in collaboration with Cochrane Knowledge  
Translation and Cochrane Norway

## Who is this guidance for?

This guidance is for anyone preparing a dissemination product based on a Cochrane intervention review; this could include review authors, editors, or anyone else working on communication or dissemination activities. The aim of the guidance is to improve the quality of dissemination products that **present the findings of Cochrane intervention reviews** (i.e. reviews of effectiveness). However, many of the items presented here can also be useful when disseminating other types of Cochrane Reviews or other research.

In particular, we hope it will help improve communication with **non-experts** (i.e. people who are not familiar with systematic review methodology).

This guidance is first and foremost for people creating dissemination products that present review **findings**. It is not primarily for those who are only building awareness about a review without presenting the findings.

You can use this guidance when you are:

- preparing **content** for an individual dissemination product;
- developing or improving a dissemination product **template**.

## What is a Cochrane dissemination product?

**A Cochrane dissemination product is any piece of communication that aims to present the findings of a Cochrane Review to any target audience with the aim of supporting an informed decision.**

Cochrane dissemination products should aim to give a reasonably complete, nuanced and unbiased representation of the evidence. They should also be presented in ways that are useful, accessible, desirable, and understandable to their target audience(s).

In Cochrane, examples of dissemination products include review summaries, podcasts, press releases and social media posts. Target audiences for Cochrane dissemination products could include consumers and the public; health practitioners; policy makers and healthcare managers; researchers and research funders; as well as intermediary audiences such as journalists or guideline development groups.

## Make sure you know your target audience

To use this checklist and guidance and make sensible decisions about how to disseminate the findings of a Cochrane Review, you should have some understanding about your target audience. This includes understanding issues such as:

- Are the review topic and findings likely to be of interest to your target audience?
- Is there additional information they are likely to think is important and that you are able to provide? For instance, are they likely to ask for information about other interventions that exist, implementation costs, or local availability?
- How much time are they likely to have or be willing to spend?
- What information resources are available to them? For instance, do they have easy and reliable access to the Internet? This may be particularly important to think about in resource-poor settings
- What languages are they fluent in?
- What are their literacy and numeracy skills likely to be?
- How familiar are they likely to be with medical terminology?
- What type of sources are they likely to regard as credible?
- Are they likely to expect recommendations?

**If you don't know much about your target audience, read the full guidance for checklist item 1 for ideas on some strategies to help you think about this.**

# Contents

- The dissemination checklist: 1-page overview ..... 5
- The dissemination checklist: with details ..... 6
- Full guidance: with examples and references..... 15
- Appendix: presenting review findings in brief summaries such as tweets and  
blogshots..... 83
- About this checklist.....85
- References..... 88

# The dissemination checklist: 1-page overview

---

- 1. Have you **involved your target audience** or sought their feedback?

---

- 2. Have you used **plain language**?

---

- 3. Have you used words in your **title** that your target audience is likely to search for, recognize, and find relevant?

---

- 4. Have you communicated to your target audience that this product is **relevant for them**?

---

- 5. Have you **structured the content** so people can find key messages, then access more detail if they want?

---

- 6. Have you made the content easy for people to **quickly scan and read**?

---

- 7. Have you shown that the evidence involves **real people**?

---

- 8. Have you specified the **populations, interventions, comparisons, and outcomes**?

---

- 9. Have you stated that this information is from a **systematic review**?

---

- 10. Have you specified how **up to date** the review is?

---

- 11. Have you avoided **misleading** presentations and interpretations of the effects?

---

- 12. If you have used numbers to present the findings, have you used **absolute numbers** and **labelled numbers** clearly?

---

- 13. Have you described the **certainty** of the evidence?

---

- 14. Have you presented the findings in **more than one way**?

---

- 15. Where the topic or findings may be upsetting, controversial, or disappointing: have you handled this sensitively?

---

- 16. Have you made it clear (a) that the review was prepared by **Cochrane** and (b) **who prepared** the dissemination product?

---

- 17. Is it easy for people to find information about who the **review authors** are, how they were **funded**, and any **conflicts of interest**?

---

- 18. Have you avoided giving recommendations?

---

## The dissemination checklist: with details

This guidance is for anyone preparing a dissemination product based on a Cochrane intervention review. The aim is to improve the quality of the dissemination products that present the findings of Cochrane intervention reviews (i.e. reviews of effectiveness).

Use items in any order

---

1. Have you **involved your target audience** or sought their feedback?

*Full guidance*

At a minimum:

- **Decide who your target audience is**, even if it is “everybody”. This will guide your choices about language and content.
- **When creating content for individual products**, consider whether it is possible to show the product in advance to a member of your target audience.
- **When developing product templates** or for larger, ongoing products: carry out at least one cycle of user feedback from three or four people who represent your target audience.

Also, ideally, **when developing product templates**:

- Carry out several small cycles of user feedback and development.
-

---

2. Have you used **plain language**?

*Full guidance*

What constitutes “plain language” depends on your target audience. But at a minimum:

- Use the active voice (e.g. “We included 12 studies”, not “12 studies were included”).
- Keep sentences and paragraphs short.
- Avoid abbreviations - apart from ones that are in common use (e.g. HIV, ADHD) or explain them.
- Make sure that you use words and concepts that are familiar to your target audience.
- Avoid research jargon.
- Where you need to use medical terms or concepts, use them consistently and consider whether you need to explain them.

---

3. Have you used words in your **title** that your target audience is likely to search for, recognize, and find relevant?

*Full guidance*

At a minimum:

- Use words that your target audience are likely to search for, recognize, and find relevant, for instance terms for the treatment or condition that they are familiar with.
- Avoid very long titles.

---

4. Have you communicated to your target audience that this product is **relevant for them**?

*Full guidance*

At a minimum:

- Decide whether you need to make it clear to your target audience that this product is relevant to them. For instance, would they likely not pay attention to the product or realize it is relevant to them unless you clearly state this?

- 
5. Have you **structured the content** so people can find key messages, then access more detail if they want?

*Full guidance*

At a minimum:

- Provide information (as a reference or link) about where to find the full review so that people can find more detailed information.

Ideally also:

- Help people find the information that is most important to them by preparing different layers of information (giving them the opportunity to access more detail on demand).

- 
6. Have you made the content easy for people to **quickly scan and read**?

*Full guidance*

At a minimum, for text-based products:

- Put the most important content first, or make it easy to spot.
- Break up large blocks of text (use white space, bullets, tables, images, graphs, boxes, etc.).
- Use short, meaningful headings and subheadings that stand out; start these with key words where possible.
- Use clear, clean and consistent typography (fonts).
- Avoid presenting text as an image (this won't be accessible for people with impaired vision who are using screen readers). Alternatively, provide access to a transcript of this text.

Ideally, also:

- Highlight keywords in **bold** (avoid italics and words in all capital letters).
  - Reduce the amount of information as much as possible, or use other simplification strategies, such as layering.
-



---

7. Have you shown that the evidence involves **real people**?

*Full guidance*

At a minimum:

- Refer to “people, “women”, “children”, rather than “participants”.
- Refer directly to these people (“*Women who had home births had more...*” instead of “*Home births led to more...*”). If this takes up a lot of space, try to refer to them once or twice to remind the audience that real people are involved.

Ideally, also:

- Consider giving a more detailed description of the people who use the intervention or treatment.
- Refer to “*the review authors*” or “*we*” and not only to “*the review*”.
- Consider giving space to the review authors’ perspective.

---

8. Have you specified the **populations, interventions, comparisons, and outcomes**?

*Full guidance*

At a minimum:

- Indicate the review’s population, intervention, and outcomes of interest (the scope of the review). Use the actual names rather than “intervention”, “outcome”, etc.
- Indicate the comparison (what the intervention was compared to). In some cases, it will be obvious to your target audience that the comparison is “no intervention” or “usual care”. For very brief summaries such as tweets, you can therefore consider dropping this information. But in most cases you should specify what the comparison is somewhere in your dissemination product.

Ideally, also:

- Consider whether you need to provide a more detailed description of the population, intervention, comparison, and outcomes that the review authors searched for, as well as what they found.
- Provide information about the setting and context that the review authors searched for, as well as what they found.
- Describe people or treatments that were excluded from the review, if this is important for your target audience to know.

---

9. Have you stated that this information is from a **systematic review**?

*Full guidance*

At a minimum:

- State that the findings are from a systematic review (“systematic review”, “Cochrane Review”).
- Indicate that this is a systematic review and not a single study by referring to the number of included studies.

Ideally, also:

- Explain in more detail what a systematic review is.

---

10. Have you specified how **up to date** the review is?

*Full guidance*

At a minimum:

- Include the review’s publication year.

Ideally, also:

- Include information about when the most recent search was done.
-

---

11. Have you avoided **misleading** presentations and interpretations of the effects?

*Full guidance*

At a minimum:

- Report the most important benefits and harms, including ones for which the authors found no evidence.
- Report all benefits and harms in the same way, where possible, using the same types of words, numbers, or symbols.
- Decide whether it is important to specify the time point when the outcomes were measured.
- Focus on important rather than “statistically significant” differences.
- Do not confuse “a lack of evidence of effect” with “no effect”.

Ideally, also:

- Consider engaging people in your target audience to decide which outcomes to focus on.
  - Consider using narrative, plain language statements to present the findings of the review.
-

---

12. If you have used numbers to present the findings, have you used **absolute numbers** and **labelled numbers** clearly?

*Full guidance*

At a minimum:

- Always label the numbers you are presenting to indicate to what these numbers are referring (E.g. refer to “12 out of 100 children...”; “three days per year”; “four hospital admissions per person”).
- When presenting outcomes that are measured using scales, describe the range of the scale. Explain what the scale measured and whether a high or a low score is best, if this is not clear.
- Use absolute effects whenever possible. Do not report relative effects (for instance, “a 50% increase...”, “a doubling”, “twice as many”) unless you have also reported the absolute effects.

Ideally, also:

- Consider using tables or figures to present numbers. People may prefer this to numbers inserted in the middle of text, which they may find off-putting or too complicated.

---

13. Have you described the **certainty** of the evidence?

*Full guidance*

At a minimum:

- Never state that an intervention works or doesn’t work if the certainty is less than high. Instead, modify your statement to reflect your uncertainty.
- Always refer to the certainty of the evidence, either explicitly or implicitly.
- Make sure that information about certainty is close to or integrated into the findings.

Ideally, also:

- Refer to the certainty of the evidence explicitly, by specifying the level of certainty for each outcome.
  - Explain what “certainty of the evidence” means and what the different GRADE levels mean. Do this either as part of your dissemination product, or through links.
-

---

14. Have you presented the findings in **more than one way**?

*Full guidance*

At a minimum:

- Consider using both words and numbers and using different media to present the findings.
- If you cannot present findings in more than one way, provide links to additional products that use other formats where possible.

---

15. Where the topic or findings may be upsetting, controversial, or disappointing: have you handled this sensitively?

*Full guidance*

At a minimum:

- Think about whether the review's topic or the findings are likely to be upsetting, controversial, or disappointing to people. Where this is the case, think critically about the language and images you use, and make sure you are sensitive to these issues.

Ideally, also:

- Where the topic or findings could be **upsetting, controversial, or disappointing**, acknowledge this.
  - Explore this further through gathering feedback from your target audience.
  - Where findings are likely to be **disappointing**, make sure that **“Further research is needed” is not your only conclusion**. Consider whether you can offer more constructive messages.
-

- 
16. Have you made it clear (a) that the review was prepared by **Cochrane** and (b) **who prepared** the dissemination product?

*Full guidance*

At a minimum:

- Mention that the information is from a Cochrane Review.
- Consider using the Cochrane logo or the logo of your Cochrane group.
- Make it easy to find out who prepared and funded the dissemination product (for instance, the name of the Cochrane group and any collaborating organization).

Ideally, also:

- Explain what sort of organization Cochrane is (i.e. an international, independent, non-governmental, not-for-profit organization). Do this either as part of your dissemination product, or through a link.
- Explain what is good about Cochrane Reviews (i.e., high-quality methods, policies regarding conflict of interest, keeping reviews up to date, etc.). Do this either as part of your dissemination product, or through a link.

- 
17. Is it easy for people to find information about who the **review authors** are, how they were **funded**, and any **conflicts of interest**?

*Full guidance*

At a minimum:

- Provide information about author names, review funders, and declarations of interest. This information is openly available to anyone using the Cochrane Library. The easiest way to provide this information is therefore by providing a link to the review.

- 
18. Have you avoided giving recommendations?

*Full guidance*

At a minimum:

- Do not give recommendations in your dissemination product.

Ideally, also:

- State explicitly that recommendations are not included.
  - Think about how you can help people reach their own decisions.
-

## Full guidance: with examples and references

### Item 1

## Have you involved your target audience or sought their feedback?

### Description

We can never know for sure how something we create will be experienced by others. As we get more experience with developing content or templates for dissemination products, we may even become overconfident. Getting input from your target audience is therefore probably one of the most important things you can do to improve your products [1-8].

### Who is your target audience?

Cochrane's Knowledge Translation Framework has identified four main groups as the key audiences when disseminating Cochrane Reviews: consumers and the public; health practitioners; policy makers and healthcare managers; and researchers and research funders. Your target audience can include one or several of these groups. Additionally, you may want to target intermediary audiences, such as journalists. But one of the most important things to remember is that, with the exception of some researchers, **people in all of these groups are not likely to be familiar with systematic review methodology.** Therefore, we created this checklist and guidance document to support dissemination to people who are not research experts, regardless of which target audience group they come from.

Questions that can help you better understand your target audience are:

- Are the review topic and findings likely to be of interest to your target audience?
- Is there additional information they are likely to think is important and that you are able to provide? For instance, are they likely to ask for information about other interventions that exist, implementation costs, or local availability?
- How much time are they likely to have or be willing to spend?

- What information resources are available to them? For instance, do they have easy and reliable access to the Internet? (This may be particularly important to think about in resource-poor settings.)
- What languages are they fluent in?
- What are their literacy and numeracy skills likely to be?
- How familiar are they likely to be with medical terminology?
- What type of sources are they likely to regard as credible?
- Are they likely to expect recommendations?

**The less you know about these issues, the more important it is to start engaging directly with your target audience.** User experience evaluations can be done according to budget and ambition [3]. But some level of user feedback is always useful.

## At a minimum:

- **Decide who your target audience is**, even if it is “everybody”. This will guide your choices about language and content
- **When creating content for individual products**, consider whether it is possible to show the product in advance to a member of your target audience.
  - If you can’t do this for every product, try and do this once or twice a year.
  - If you can’t get hold of people from your target audience, at least ask a co-worker, colleague, friend, or family member with less research experience or topic expertise than your own. [3]
- **When developing product templates** or for larger, ongoing products, carry out at least one cycle of user feedback from three to five people who represent your target audience.
  - At the very least, ask them for feedback about their understanding of the content (for example, ask them to mark text they don’t understand, or how they would explain the findings to a friend to see if this correlates to the review). You could also ask them about the amount of information, things they liked, and things that could be improved [3].
  - Consider the questions we have listed above about your target audience. Consider how the answers to these questions should shape your template and your individual product.

## Ideally, when developing product templates:

- Carry out several small cycles (iterations) of feedback and development. Strategies for doing this include:
  - Recruit people who represent your target audience. (Remember that you may be aiming to reach an international audience.)



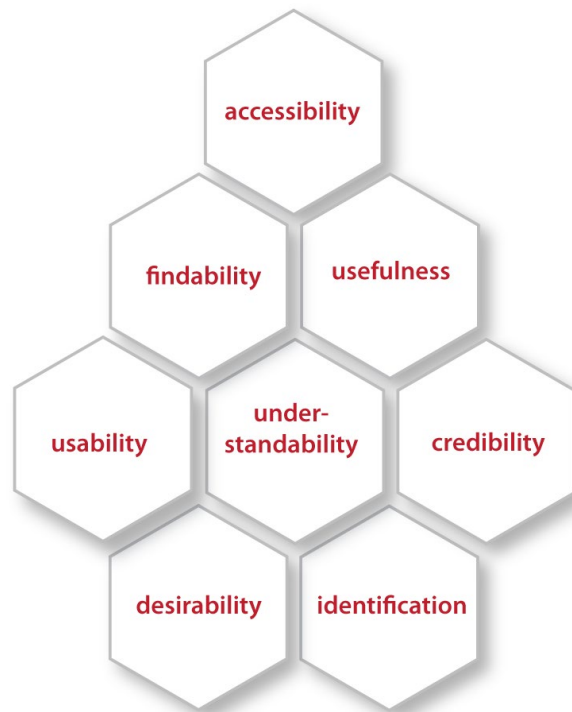
- Carry out several small cycles of feedback and revision during development, starting with simple sketches or early prototypes. This is more helpful than gathering feedback from a large group of people at the end of your work.
- Interview three to five people, one at a time, for each feedback cycle. This should be enough people to identify major problems. When you make revisions to change the most obvious problems, new cycles of feedback will reveal issues that were previously overshadowed by these. [9]
- Remember to gather input from the staff who will be using your template to create content.
- For larger or ongoing projects, consider establishing a broader advisory group of stakeholders (people with perspectives or competence relevant to your project) to provide additional feedback.
- Remember to collect feedback early enough for you to incorporate your findings. It's important to get early feedback about users' experiences with your product, so you have time to be able to act on it. We call this kind of structured feedback 'user testing' (see suggested reading list at the end of this section).
- At a later stage, if you have the resources, you can use quantitative evaluations to measure whether your dissemination product has had the intended reach and effect [3].

## Applying feedback

You may find that people give you conflicting feedback about specific issues, such as how much information they want or what document format they like. Feedback does not always provide you with a neat and tidy recipe for what you should do, but it will likely provide insight about how people perceive or use the product, where they might have problems, and give you a better basis for making informed improvements.

**TIP:** You could pay to have a company help you collect feedback. But for many products, you can probably also achieve useful results by finding a person at your workplace who has some knowledge of qualitative research methods and Cochrane Reviews to facilitate collecting feedback. Meeting and listening to people who represent your target audience can be a valuable experience for your team. If you do this in-house, it might also be worth getting professional help from people with expertise (such as designers) to translate findings into improvements to your products.

The '**Honeycomb** framework **of user experience**' below is based on a framework originating from Peter Morville, adapted for the purposes of exploring and reporting user experience of evidence in the context of evidence-informed decision making [8]. You can use these themes to guide feedback collection or analysis.



For assessing accessibility, see:

- [Web Content Accessibility Guidelines \(WCAG\) 2.1](#): Internationally recognized standards for making web content more accessible (free online resource).

## Suggested reading about methods for gathering feedback that can inform development of products:

- Fischhoff, Brewer and Downs 2011 [3]: an excellent in-depth description of evaluating different kinds of communication, with 'no budget' to 'serious budget' ([free online pdf](#)).
- Cochrane Norway: "[How we work](#)" and "[Our user test package](#)". We developed a stand-alone package of instructions and materials for user testing. These materials have been used successfully by many researchers with no previous experience in this method (free downloadable resources).

- Busert L et al. [10]: an example of a formative evaluation of a dissemination product for Cochrane Reviews, using the Cochrane Norway Package of user test materials (above) (open access).
- [“Don’t make me think”](#): a good book to read if you are collecting quick feedback or don’t have a lot of resources. It provides clear direction and guidance about improving web sites, but the methods can be applied to other products (paper or digital book, not free).
- [“Observing the User Experience”](#): book with many different techniques for exploring users’ experiences, described in enough practical detail that you can carry them out yourselves. Focus groups, interviews, usability tests, etc. (paper or digital book, not free).
- [“Handbook of Usability Testing: How to Plan, Design, and Conduct Effective Tests”](#): a leading resource about methods for usability testing (paper or digital book, not free).
- Rosenbaum SE, [Improving the user experience of evidence. A design approach to evidence-informed health care](#). PhD thesis, Oslo College of Architecture and Design, December 2010:  
doctoral thesis about communicating evidence from systematic reviews, explored from a design perspective (free online PDF).
- [Usability.gov](#): US government site with good guidance on all aspects of working with web sites and improving user experience (free online resource).
- [GOV.UK Government design principles](#): UK government site with good guidance on all aspects of working with web sites and improving user experience (free online resource).

*[Return to the checklist](#)*

## Item 2

# Have you used plain language?

## Description

*“Writing is intended for readers” [11]*

The use of plain language in dissemination products is widely recommended [1-3, 5, 12, 13]. Plain language does not always mean ‘lay language’. Plain language is ‘writing that is clear, concise, well-organized, and follows other best practices appropriate to the subject or field and intended audience’ [14]. Plain language is not only helpful for patients and consumers, but **for any person who is not an expert** in systematic review methodology. This often includes health professionals. Plain language may also make language translations easier [15].

What constitutes “plain language” depends on your target audience, the languages they speak, and the terms and concepts they are familiar with [6]. But some general rules apply.

### At a minimum:

- Use the active voice (e.g. “We included 12 studies”, not “12 studies were included”) [13].
- Keep sentences and paragraphs short [13, 15].
- Avoid abbreviations, apart from ones in common use, such as “HIV” or “ADHD”, or explain them.
- Make sure that you use words and concepts that are familiar to your target audience.
  - Some words or terms are only used in some parts of the world [13]. (For instance, “general practitioner” is a common term in some countries, while people in other countries may find it easier to understand “family doctor”. Similarly, people may not see themselves as “consumers”, but may prefer “patients” or “healthcare users”). If you are in doubt, use more than one option.
- Avoid research jargon. Some strategies could include:
  - Using narrative plain language statements to present the findings of the review [16-20].
  - Avoiding terms like “intervention”, “comparison”, and “outcome”. These terms are not commonly used by many people. Use the actual names of the treatment, comparison, or outcome instead (e.g. refer to “psychotherapy” instead of “the intervention”).

- Avoiding terms tied to risk of bias and study design. Remember that review authors should already have taken these issues into account when they assessed the certainty of the evidence. It is therefore not usually necessary to refer to these issues again.
- Where you need to use medical terms or concepts, use them consistently [21, 22], and consider whether you need to explain them.
  - Many medical terms and concepts are difficult to understand and it can be a good idea to use lay terms instead. But remember that your target audience may find it helpful to learn terms and concepts that might be important to them [21, 23].

*“...these are the sorts of words that get used when you go and get treatment.... It's nice that they get explained. Because when you go to hospital and go to get treatment and stuff then it's those foreign words that get used, and then it's good to know what they mean.”[21]*

## Some strategies when providing explanations include:

- Explaining the term or concept within the text – this may be particularly helpful for people who have little background knowledge.
- Explaining terms and concepts in pop-ups or links to a glossary (e.g. the GET-It glossary) [10, 21, 24, 25]. This allows people to ignore the explanations if they want to. But remember that not everyone has reliable access to the internet, particularly in resource-poor settings.
- Another option, at least for printed products, is to add an explanation of important concepts such as “systematic review” in a box [22]. But remember that people may overlook explanations if they are not placed close to the terms they are referring to [17, 26].

Some people find it helpful to assess the readability of your content using approaches like the [SMOG](#) or [Flesch-Kincaid](#) tests (at least for English-language content).

- **But remember** that difficult but necessary words that you have included and explained may partly drive your test score. To test this, try applying what we refer to as the “milk and cookies” test. For instance, when presenting a review on the effects of “misoprostol” for “preeclampsia”, substitute these two terms with “milk” and “cookies”. If you still end up with a score that you think is too high for your target audience, think about how you can simplify your text further.

## If you are trying to reach an international audience:

- Consider translating your dissemination product into other languages. Most people are likely to appreciate dissemination products in their native language [27].
- Avoid slang, metaphors, and colloquialisms.

## Relevant links

- For more suggestions about language in Cochrane products, see the Language section in [Cochrane Brand Guidelines](#).
- For guidance on using narrative plain language statements to present the findings of the review, see <https://training.cochrane.org/handbook/version-6/chapter-15-draft>.

## Examples

Here is an example of a text before and after we applied the plain language guidance (both the “before” and “after” versions are adapted from a Cochrane Review by [Guo et al 2019](#)).

### *Before applying the plain language guidance*

| BEFORE                                                                                                                                                                                                                                                                                                                                                                                                                                                                                                                                                                                                                                                                                                                                                                                                                                                                                                                                     |                                                                                     |
|--------------------------------------------------------------------------------------------------------------------------------------------------------------------------------------------------------------------------------------------------------------------------------------------------------------------------------------------------------------------------------------------------------------------------------------------------------------------------------------------------------------------------------------------------------------------------------------------------------------------------------------------------------------------------------------------------------------------------------------------------------------------------------------------------------------------------------------------------------------------------------------------------------------------------------------------|-------------------------------------------------------------------------------------|
| <p><b>Probiotics for the prevention of paediatric antibiotic-associated diarrhoea</b></p>                                                                                                                                                                                                                                                                                                                                                                                                                                                                                                                                                                                                                                                                                                                                                                                                                                                  | <i>Difficult medical terms</i>                                                      |
| <p>The primary objectives of this review were to assess the efficacy and safety of probiotics (any specified strain or dose) used for the prevention of antibiotic-associated diarrhoea (AAD) in children.</p>                                                                                                                                                                                                                                                                                                                                                                                                                                                                                                                                                                                                                                                                                                                             | <i>Long sentence</i>                                                                |
| <p>Antibiotics alter the microbial balance, commonly resulting in antibiotic-associated diarrhoea (AAD), but probiotics may prevent AAD via providing gut barrier, restoration of the gut microflora, and other potential mechanisms of action. Probiotics are found in dietary supplements or yogurts and contain potentially beneficial bacteria or yeast. Probiotics may restore the natural balance of bacteria in the intestinal tract.</p>                                                                                                                                                                                                                                                                                                                                                                                                                                                                                           | <i>Difficult medical terms</i>                                                      |
| <p>Thirty-three studies were reviewed and provide the best available evidence. The studies tested 6352 children (3 days to 17 years of age) who were receiving probiotics co-administered with antibiotics to prevent AAD. Participants received probiotics (Lactobacilli spp., Bifidobacterium spp., Streptococcus spp., or Saccharomyces boulardii alone or in combination), placebo, other treatments thought to prevent AAD (i.e. diosmectite or infant formula) or no treatment. The studies were short-term, ranging in length from 5 days to 12 weeks.</p>                                                                                                                                                                                                                                                                                                                                                                          | <i>Passive voice</i><br><i>Use of abbreviation</i><br><i>Use of research jargon</i> |
| <p>Analyses showed that the intervention is effective for preventing AAD. The incidence of AAD in the intervention group was 8% (259/3232) compared to 19% (598/3120) in the control group, demonstrating a moderate reduction (11% fewer will suffer diarrhoea). For every 9 children treated, probiotics will prevent one case of diarrhoea. Further, evidence suggests that higher dose probiotics (<math>\geq 5</math> billion CFUs per day) reduce the incidence of AAD in the intervention group by 8% (162/2029) compared to 23% (462/2009) in the control group, demonstrating a moderate to large reduction (15% fewer suffer diarrhoea). Probiotics were generally well tolerated, and minor side effects (e.g. rash, nausea, gas, flatulence, abdominal bloating, constipation) occurred infrequently. Evidence suggested that probiotics are effective for a moderate reduction in duration of diarrhoea (almost one day).</p> | <i>Long paragraph</i><br><i>Use of research jargon</i>                              |
| <p>The medical literature was searched extensively up to May 28, 2018.</p>                                                                                                                                                                                                                                                                                                                                                                                                                                                                                                                                                                                                                                                                                                                                                                                                                                                                 | <i>Passive voice</i>                                                                |

**After** applying the plain language guidance.

| AFTER                                                                                                                                                                                                                                                                                                                                                                                                                                                                                                                                                                                                                                  |                                                                                         |
|----------------------------------------------------------------------------------------------------------------------------------------------------------------------------------------------------------------------------------------------------------------------------------------------------------------------------------------------------------------------------------------------------------------------------------------------------------------------------------------------------------------------------------------------------------------------------------------------------------------------------------------|-----------------------------------------------------------------------------------------|
| <p><b>Probiotics for preventing diarrhea in children who are taking antibiotics</b></p> <p>In this Cochrane review, the review authors aimed to find out whether probiotics can prevent children from getting diarrhoea when they take antibiotics. <b>The review authors</b> collected and analysed all relevant studies to answer this question. They found 33 relevant studies that had been published up to May 2018.</p>                                                                                                                                                                                                          | <p>Lay language instead of medical terms</p> <p>Active voice</p>                        |
| <p><b>What are probiotics?</b></p> <p>Probiotics are found in some dairy products such as yoghurts. They are also available in dietary supplements, usually packaged in capsules or pills.</p> <p>Children are often prescribed antibiotics. But this can sometimes give them diarrhoea. This is because antibiotics can disturb the natural balance of “good” and “bad” bacteria in the child’s intestinal tract, and this can lead to more “bad” bacteria than normal.</p>                                                                                                                                                           | <p>Short sentences</p> <p>Short paragraphs</p>                                          |
| <p><b>As probiotics contain potentially “good” bacteria they may help to restore the natural balance of bacteria in the child’s intestinal tract.</b></p>                                                                                                                                                                                                                                                                                                                                                                                                                                                                              | <p>Lay language instead of medical terms</p>                                            |
| <p><b>What did the review authors find?</b></p> <p>The review authors found 33 studies. The children in these studies were from 3 days to 17 years old. They had been given antibiotics because of throat, ear and skin infections or other illnesses.</p> <p>The children in the <b>probiotics group</b> were given different types of probiotics, in different doses and for different lengths of time. They were compared to children who were either given <b>placebo pills (“dummy” pills that didn’t include probiotics)</b>, other treatments such as infant formula, or no treatment at all.</p>                               | <p>Avoids research jargon; uses the name of the treatment instead of “intervention”</p> |
| <p>The review shows that when children on antibiotics are given probiotics:</p> <ul style="list-style-type: none"><li>• Fewer children probably get diarrhoea (moderate certainty evidence)</li><li>• Higher doses (doses that have more than 5 billion colony forming units per day) of probiotics are probably better than lower doses (moderate certainty evidence).</li><li>• Children who get diarrhoea may have it for one day less (low certainty evidence)</li><li>• It may make little or no difference to the number of children who get side effects such as nausea, gas or constipation (low certainty evidence)</li></ul> | <p>Research term explained</p>                                                          |



## Item 3

Have you used words in your title that your target audience is likely to search for, recognize, and find relevant?

### Description

Titles are usually the first part of your dissemination product that people will see. People will often use the title to decide if this looks like information they want or need [28].

Remember that you don't have to use the same terms for the condition or treatment as those used in the review. For instance, you can call "hypertension" "high blood pressure" if you think this will help your target audience.

### At a minimum:

- Use words that your target audience are likely to search for, recognize, and find relevant, for instance terms for the treatment or condition that they are familiar with.
- Avoid very long titles.

### Be careful about:

- Brand names
  - Cochrane does not encourage the use of brand names in Cochrane Reviews [29]. You should also avoid them where possible in your dissemination product. However, some brand names are more familiar to people than their generic names, and may be what people look for and recognize. In these cases, use the generic name and the brand name. For instance, "*Sildenafil (also known as "Viagra") for treating erectile dysfunction...*"

## Examples

In these examples, the blogshot authors have presented the same review in two versions, one for midwives and one for parents, and have chosen title words that the two different target audiences are likely to search for, recognize, and find relevant.

### Example 1

Blogshot (target audience - midwives)



**Cochrane UK** Induction of labour **for suspected fetal macrosomia** Evidence for Everyday Midwifery

Induction of labour results in fewer fractures (high-certainty evidence) and probably fewer babies with shoulder dystocia (moderate-certainty evidence). It probably makes little or no difference to the likelihood of caesarean section (moderate-certainty evidence) and may make little or no difference to the likelihood of instrumental delivery (low-certainty evidence).

Induction may increase the risk of third- and fourth-degree tears (low certainty-evidence).

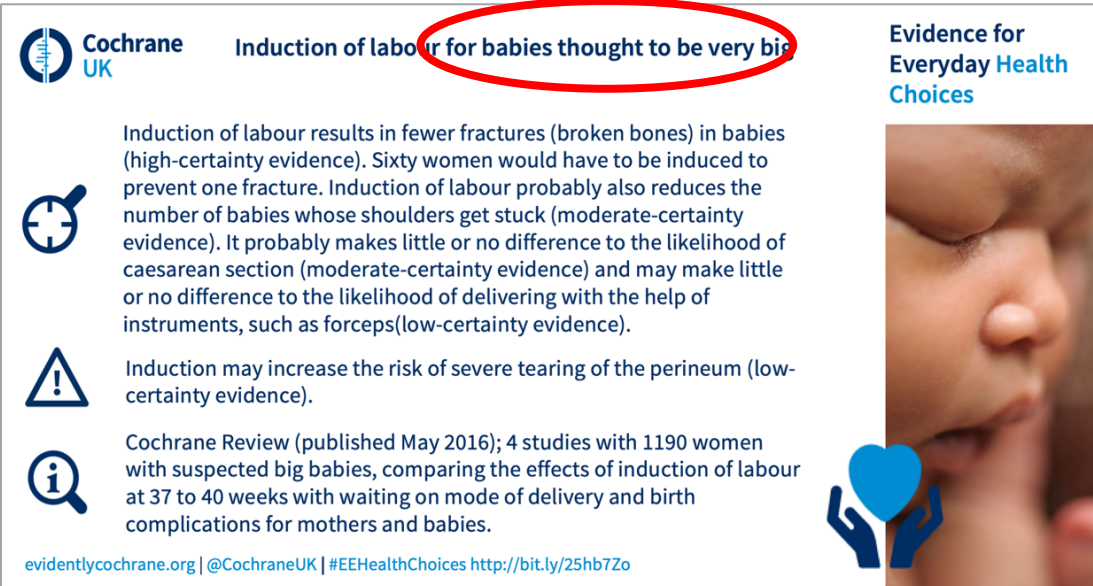
Cochrane Review (published May 2016); 4 studies with 1190 women with suspected fetal macrosomia, comparing the effects of induction of labour at 37 to 40 weeks with expectant management on mode of delivery and maternal or perinatal morbidity.

evidentlycochrane.org | @CochraneUK | #EEMidwifery <http://bit.ly/25hb7Zo>

The image shows a blogshot for midwives. The title 'Induction of labour for suspected fetal macrosomia' has 'for suspected fetal macrosomia' circled in red. The text is presented in a dark blue box with white icons for search, warning, and information. A vertical bar with horizontal lines is on the right, and a photo of a baby's face is on the far right.

### Example 2

Blogshot (same review but different target audience - parents)



**Cochrane UK** Induction of labour **for babies thought to be very big** Evidence for Everyday Health Choices

Induction of labour results in fewer fractures (broken bones) in babies (high-certainty evidence). Sixty women would have to be induced to prevent one fracture. Induction of labour probably also reduces the number of babies whose shoulders get stuck (moderate-certainty evidence). It probably makes little or no difference to the likelihood of caesarean section (moderate-certainty evidence) and may make little or no difference to the likelihood of delivering with the help of instruments, such as forceps (low-certainty evidence).

Induction may increase the risk of severe tearing of the perineum (low-certainty evidence).

Cochrane Review (published May 2016); 4 studies with 1190 women with suspected big babies, comparing the effects of induction of labour at 37 to 40 weeks with waiting on mode of delivery and birth complications for mothers and babies.

evidentlycochrane.org | @CochraneUK | #EEHealthChoices <http://bit.ly/25hb7Zo>

The image shows a blogshot for parents. The title 'Induction of labour for babies thought to be very big' has 'for babies thought to be very big' circled in red. The text is presented in a white box with blue icons for search, warning, and information. A vertical bar with horizontal lines is on the right, and a photo of a baby's face is on the far right. A blue heart icon is at the bottom right.

## Item 4

Have you communicated to your target audience that this product is relevant for them?

### Description

*“Even though it was stated [who this summary is designed for] I still felt a bit unsure as to who it was aimed at. By looking at it, it’s not aimed at people who work in a hospital, as it was talking about primary care providers, physicians, and general practitioners, but then [in] other parts it started talking about the National Standards I thought oh it is” [6].*

Different dissemination products target different audiences, including consumers and the public, health practitioners, policy makers, or all of these groups. But people may be uncertain about who the target audience is and may not realize that your dissemination product is for “people like them” [6, 30].

Sometimes it is obvious who your dissemination product is for. For instance, if you write a column for a nursing journal about new Cochrane Reviews, it is probably not necessary to make it explicit that your target audience is nurses. However, for other products it may be necessary to state this explicitly or indicate this implicitly.

### At a minimum:

- Decide whether you need to make it clear to your target audience that this product is relevant to them. For instance, would they likely not pay attention to the product or realize it is relevant to them unless you clearly state this?

### Some strategies for indicating who your target audience is could include:

- Talking directly to your target audience – e.g. by using “you”, “your patients”, “your population”.
- Emphasizing links to organizations or associations that are relevant to your target audience [24].
- Using pictures, illustrations, or other visuals or sounds to signal who your target audience is.
- Describing why this topic is relevant or applicable to your target audience.

# Examples

## Example 1

In [this policy brief example](#), the authors state explicitly who the target audience is, and emphasize links to organizations or associations that are relevant to that particular target audience.

**26 April 2012**  
An Evidence Brief for Policy

# Improving Access to Skilled Attendance at Delivery

## Executive Summary

**+** **Included:**

- Description of a health system problem
- Viable options for addressing this problem
- Strategies for implementing these options

**×** **Not included: recommendations**  
This policy brief does not make recommendations regarding which policy option to choose

### Who is this evidence brief for?

Policy makers, their support staff, and other stakeholders with an interest in the problem addressed by this evidence brief

### Why was this evidence brief prepared?

To inform deliberations about health policies and programmes by summarizing the best available evidence about the problem and viable solutions

### What is an evidence brief for policy?

Evidence briefs for policy bring together **global research evidence** (from systematic reviews\*) and **local evidence** to inform deliberations about health policies and programmes

**\*Systematic Review:** A summary of studies addressing a clearly formulated question that uses systematic and explicit methods to identify, select, and critically appraise the relevant research, and to collect and analyse data from this research

### Full Report


The evidence summarised in this Executive Summary is described in more detail in the [Full Report](#)



This evidence brief was prepared by the Uganda country node of the Regional East African Community Health (REACH) Policy Initiative

## Example 2

*In this Evidently Cochrane example, the authors talk directly to the target audience and signal that the product is for a broad, non-scientific audience by avoiding research jargon.*



## Staying smoke-free after quitting smoking: what helps?

BY ROBERT WALTON MARCH 1, 2019 // 0 COMMENTS

[TWEET](#) [SHARE](#)

*In this blog for people who have just stopped smoking Robert Walton, a general practitioner, helps you work out how best to stay smoke-free, looking at the latest Cochrane evidence on relapse prevention.*

So you've managed to stop smoking – very well done indeed! Stopping smoking brings a huge benefit in health not just for yourself but also for the rest of your family.

About half of the people who continue to smoke will die because of their habit, but if you stop by the age of 50 you halve that risk. And as you might expect, people who stop by the age of 30 are even better off – they avoid almost all the increased risk to their health arising from smoking in their younger years

[Return to the checklist](#)

## Item 5

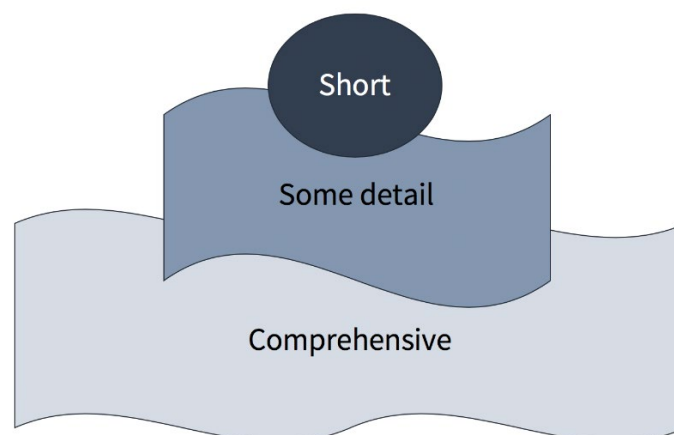
Have you structured the content so people can find key messages, then access more detail if they want?

### Description

Different people want different amounts of information. This can depend on the amount of time they have, their prior knowledge, language skills, or levels of interest. Some people may prefer short, clear summaries rather than large blocks of text. Others may want access to in-depth information. For instance, they may want to know more about how the treatments assessed in the studies were implemented, or about why the review authors assessed the certainty of the evidence as low.

*“But if you're looking for information then you want to find some information! That's our problem, that we don't find it. Then it's better to have a proper description, that there's something there....”[21]*

“Layering” entails stratifying your content so that people can find the information that is most important to them up front, while being able to access more detail on demand [8, 31, 32]. Many studies suggest that people prefer a layered format when accessing evidence [6, 10, 12, 22, 25, 33-39]. It is also possible that information acquired in sequence may be easier and faster to understand [40]. Seeing a summary first may also help mitigate the “recency effect” (placing more emphasis on whatever outcomes – benefits or harms - were the last to be presented) [12].



## At a minimum:

- Provide information (as a reference or link) about where to find the full review so people can find more detailed information. But remember that:
  - While the abstract and plain language summary of all Cochrane Reviews are free, the full review is often not available for free.
  - The full review is not written for a non-expert audience.
  - Not everyone has reliable access to the internet.


## Ideally, also:

- Help people find the information that is most important to them by preparing different layers of information (giving them the opportunity to access more detail on demand). Most audiences are likely to want to read the key results first.
  - Decide whether you want to create layers within one product, for instance by giving a summary and then presenting more detail; or create layers across products by linking them.
  - Remember that different audiences may have different preferences about the content they want to see first [6] and want to know more about. Feedback from the target audience can help you prioritize what information people see first. But most audiences are not likely to want details about methods in a top layer. (See also Item 9 about labelling the information clearly as coming from a systematic review.)
  - If you create layers within one product, consider whether repeating the same information across each layer might be off-putting to readers [6]. Where you need to repeat information, make sure the content is consistent [41]. This also includes information that you have linked to in other products.

# Examples

## Example 1

This [SUPPORT summary format](#) provides a reader with access to different layers: the first page functions as a one-page summary of key messages; the next 5-6 pages present more information about the systematic review within the same product. For readers who want even more detail, there is a link to the full review.



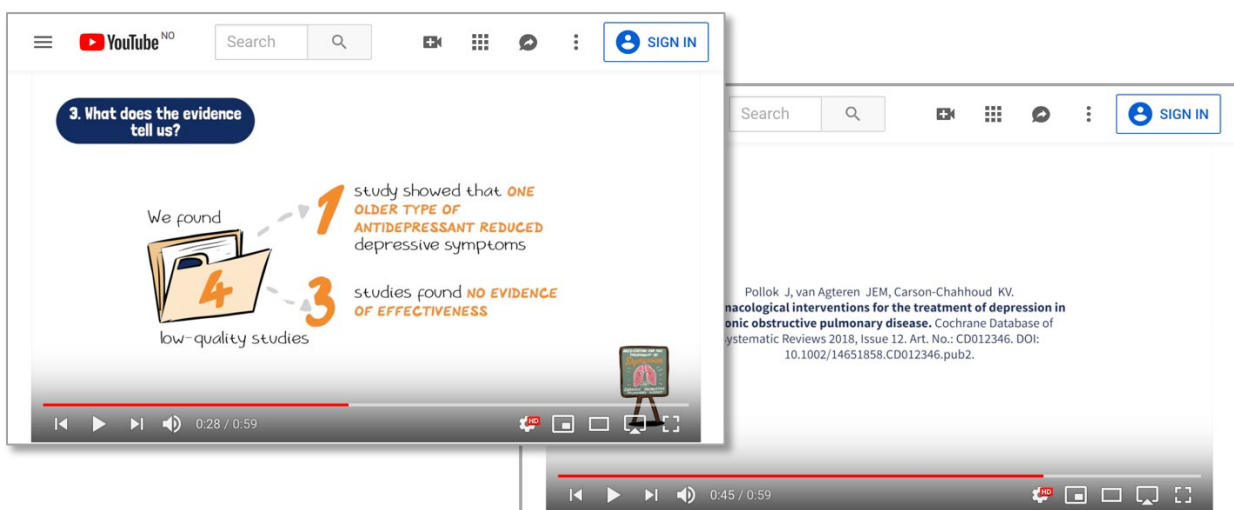
Layer 1  
Key messages  
(First page)

Layer 2  
Full Summary

Layer 3  
Cochrane Review

## Example 2

This [YouTube video](#) is also an illustration of a layered approach. It presents the main findings of a review in just under a minute, with a link to the full review at the end.



[Return to the checklist](#)



## Item 6

# Have you made the content easy for people to quickly scan and read?

## Description

Regarding text-based information, people tend to scan content visually before committing to read. Typically, people scan to assess whether there is any content that is important to them and how difficult it might be to access [25, 28, 42]. On a web page, people will often scan in an F-pattern, starting with a horizontal scan across the upper part of the content area, then moving further down the left side (or right side, for right-to-left languages), pausing to read sub-headings or the first few words of new sections [28, 42]. Some may skip the text and look at tables or figures first [42]. People may find large walls of unbroken text off-putting, and too much information can distract from the main messages [12, 24, 28]. We need to write and format content to make it easy to scan and read. Thoughtful formatting can also support comprehension [1].

*"It's very messy. Do I have to read all of this?" [30]*

## At a minimum, for text-based products:

- Put the most important content first [8, 22, 28, 36], or make it easy to spot. For most audiences, this is likely to be the key results.
- Break up large blocks of text into chunks (use white space, bullets, tables, images, graphs, boxes etc.) [3, 22, 28].
  - If you have used tables or figures, label them clearly so they can “stand alone”.
- Use short meaningful headings and subheadings that stand out; start these with key words where possible [1, 22, 28].
- Use clear, clean, consistent typography (fonts) [1, 43].
- Avoid baking text into images (this won't be accessible for people with impaired vision who are using screen readers). Alternatively, provide access to a transcript of this text.

## Ideally, also:

- Highlight keywords in **bold**. Avoid italics and words in all capital letters [1-3].
- Reduce the amount of information as much as possible [3, 12], or use other simplification strategies, such as layering [31].

If you want or need to follow Cochrane's visual identity, use Source Sans Pro font. Find more guidance about Cochrane's typography, colours, logos, and use of images in [The Cochrane Brand Guidelines](#).

You should also have a basic understanding of accessibility standards which ensure that your content can be reached by as many people as possible. Many organizations are also obliged to follow international accessibility guidelines: [Web Content Accessibility Standards](#). Read [guidance about getting started](#).

# Examples

## Example 1

This [newsletter](#) is a good example of writing and formatting strategies that help readers scan and read: short headings, images that help break up the text into meaningful segments, clean consistent typography, and generous use of white space.

The latest Cochrane news from around Australia No Images? [Click here](#)




**Cochrane**  
Australia

# ELEMENTS

---

Issue 13 | August 2018

## MEDIA WATCH



### Latest fish oil findings

A new [Cochrane review](#) challenges the popular belief that omega 3 supplements reduce the risk of heart disease, stroke or death. Lead author Lee Hooper outlined the evidence in [The Conversation](#), and many Australian media outlets including the [Sydney Morning Herald](#), the [Guardian](#) and the [AJP](#) featured the findings. Lee also explored the findings on this week's [ABC RN Health Report](#), and provided a [detailed response](#) to a Blackmores Institute article that audaciously claimed the review was 'fake science'.

### Flu vax debate

Few topics in health attract as much attention and polarisation of public opinion as vaccination. This was evident last month as Cochrane evidence on both the HPV and Influenza vaccines hit the headlines and sparked an intense debate here in Australia. Catch up on all the coverage with our [vaccination media wrap](#).

### Consumers & the evidence eco-system

Cochrane Australia's Julian Elliott, Tari Turner and Anneliese Synnott explore the role consumers are set to play in the new health evidence eco-system in the latest

## Example 2

This detail from a [SUPPORT summary format](#) is a good example of making the finding statements easy to spot, by highlighting them in bold and using a blue arrow. This strategy is used consistently throughout the series of summaries, so that a returning reader learns that text formatted in this way means that it is a finding.

### 1) Immunisation uptake in children under two years

The review summarised four studies that took place in urban settings in USA and Ireland, among populations that were described as economically disadvantaged. Here, lay health workers made home visits to parents, gave them information about the importance of routine childhood immunisations, and encouraged them to visit clinics for child immunisation. These studies showed the following:

→ **Lay health worker based promotion strategies probably increase immunisation uptake in children, compared to usual health care services**

⊕⊕⊕⊕  
**Moderate:** Further research is likely to have an important impact on our confidence in the estimate of effect and may change the estimate.

⊕⊕○○  
**Low:** Further research is very likely to have an important impact on our confidence in the estimate of effect and is likely to change the estimate.

⊕○○○  
**Very low:** We are very uncertain about the estimate.

For more information, see last page.

| Immunization uptake in children under two                                                            |                            |                         |                          |                                  |                                 |
|------------------------------------------------------------------------------------------------------|----------------------------|-------------------------|--------------------------|----------------------------------|---------------------------------|
| <b>Patients or population:</b> Children less than two years                                          |                            |                         |                          |                                  |                                 |
| <b>Settings:</b> Formal or informal low income communities in USA (3 studies) and Ireland (1 study). |                            |                         |                          |                                  |                                 |
| <b>Intervention:</b> Lay health worker interventions to promote immunization uptake                  |                            |                         |                          |                                  |                                 |
| <b>Comparison:</b> Usual health care services                                                        |                            |                         |                          |                                  |                                 |
| Outcomes                                                                                             | Comparative risks*         |                         | Relative effect (95% CI) | Number of participants (studies) | Quality of the evidence (GRADE) |
|                                                                                                      | Without lay health workers | With lay health workers |                          |                                  |                                 |

### Example 3

This *infographic* is a good example of making the content easy to scan by breaking it into chunks, using short headings that stand out, and shortening text through use of drawings. However, you should not solely rely on images when presenting findings. Provide access to text-based alternatives when presenting findings as images, in order to not exclude people with visual impairments.



[Return to the checklist](#)

## Item 7

# Have you shown that the evidence involves real people?

## Description

Trials and reviews focus on groups of people rather than individuals. Study participants are lifted out of their contexts in order to make generalizations. Some audiences may therefore see summaries of Cochrane Reviews as “lifeless” or “impersonal” [21].

*“I think it's a typical research site, lifeless, there's no warmth. That was my first impression anyway.” [21]*

Pictures and personal stories can help place the individual back into the review findings. Fictional characters and vignettes may be able to do the same [44]. Personal stories also describe a person’s definite experience rather than a probable experience [1]. For these and other reasons, target audiences may see personal stories as more familiar, more realistic, and more useful or meaningful than statistical findings [1, 21, 24, 44, 45].

Pictures and stories can illustrate what it means for a person to **have a health condition** or **use a treatment**. But the use of pictures or stories to illustrate the **effects** of a treatment may introduce bias [21, 24, 44]. For instance, it may over-emphasize a benefit or a harm [44, 46].

## At a minimum:

- Refer to “people, “women”, “children” rather than “participants”.
- Refer directly to these people (“*Women who had home births had more...*” instead of “*Home births led to more...*”). If this takes up a lot of space, try to refer to them once or twice to remind the audience that real people are involved.

## Ideally, also:

- Consider giving a more detailed description of the people who use the intervention or treatment. One strategy could include:
  - Using stories or pictures to describe people’s experiences of the condition or the treatment. This can include the experiences of healthcare users, carers, healthcare providers, or others with first-hand experience of the topic. You could use stock photos or fictitious stories. But you could also use “real” photos

or stories of people that you or the review authors have contact with (with their permission).

- Refer to “*the review authors*” and not only to “*the review*”.
- Consider giving space to the review authors’ perspective. Some strategies could include:
  - Using names, pictures, or stories to describe who the review authors are (with their permission).
  - Using names, pictures, or stories to describe the review authors’ motivation for or thoughts about the review (with their permission).

## Be careful about:

- Using pictures or stories to illustrate the **effects of a treatment** as this may over-emphasize benefits or harms. If you do choose to do this, think carefully about the extent to which these pictures or stories reflect the evidence. Clearly distinguish between what the evidence says and people’s personal views, experiences, and choices.
- Relying on pictures as your only way of showing that the evidence involves real people.
- Pictures published online need text descriptions so that the information in them is available to people using screen readers (for instance, people with visual impairments).
- Your choice of pictures:
  - Make sure that you have **permission** to use the pictures in this context.
  - Find pictures that look like people who could have the condition; that are respectful, diverse, accurate and sensitive towards these people; and that don’t reinforce stereotypes. For instance, in [this Evidently Cochrane blog](#) about prevention of type 2 diabetes, the authors deliberately chose a positive image of two overweight adults exercising with their child.
  - Choose pictures that are sensitive to the cultural setting of your target audience. For instance, show people dressed in a way that is culturally acceptable.

# Examples

## Example 1

*In this example from Cochrane Australia's website, the writers have used pictures and personal stories to describe people's experiences of the condition in question, as well as review authors' motivations for doing the review.*



*Photo of review author Deirdre together with Clay, a child who suffers from the condition in question*

".....The impact of these new findings is perhaps nowhere more evident than on daily ward rounds at Westmead Children's Hospital, where Jonathan and review co-author Deirdre Hahn see on average one case of childhood nephrotic syndrome every one to two weeks.

*Reference to the review authors and what motivated them to write the review on corticosteroid therapy for children with nephrotic syndrome*

'Childhood nephrotic syndrome is a well recognised chronic condition in which the kidneys leak protein from the blood into the urine, causing swelling in the face, stomach and legs,' explains Deirdre. '(....) (....).'

Lively ten year old Clay Wu typifies the experience of many children who suffer from nephrotic syndrome, as his father Dean explains. 'Clay is a really active kid who loves nothing more than spending time with his friends and getting along to as many birthday parties as he possibly can,' he says. 'But just before Christmas last year he started feeling tired and listless, and just wasn't himself. He had minor swelling in his leg, which we thought was some kind of mozzie bite. Before long though the swelling spread right up through his body to his face. I took him straight to Emergency and he was admitted right away. Since then he's had to spend a bit of time in hospital and a lot of time at home resting up. It's pretty hard going for such an active boy (...)'"

*Use of review author's first name*


*A description of what it is like to have the condition, seen from the perspective of Clay's father Dean*



## Example 2

*This podcast has used personal stories to describe the review author's motivations for and experiences of doing the review.*

### Podcast: Chewing gum for postoperative recovery of gastrointestinal function



As well as looking at the potential benefits of treatments for particular illnesses, Cochrane Reviews also examine ways to reduce the problems that might be caused by those treatments. One such new review in February 2015 brings together the evidence on whether chewing gum helps the digestive system recover following surgery, and lead author Vaneesha Short from the NIHR Biomedical Research Unit in Nutrition, Diet and Lifestyle in Bristol in the UK tells us more.

Download podcast

See the Summary of the Review

See the full Review on the **Cochrane Library**

Listen to more Cochrane Podcasts

[f](#) [t](#) [w](#) [e](#) [+](#)

“...We decided to review the evidence base for this because gum could be an incredibly simple and cheap intervention which, if it worked, might help a very large number of people undergoing surgery. We decided that I would lead on this review as part of my PhD, but at the time we hadn't really anticipated the sheer scale of this research area. The largest review of the topic before ours included 17 studies, so we were completely shocked to end up with 81 randomized trials. We were really surprised that such a huge body of evidence on a topic that appears to be so popular has never been comprehensively reviewed before.”

*Return to the checklist*

## Item 8

# Have you specified the populations, interventions, comparisons, and outcomes?

## Description

People need enough information about the scope of the review to judge whether it is relevant to them [13]. For instance, they need to be able to judge whether the people in the review are similar to themselves, their patients, or their population. They also need to know what the intervention involves, whether what it was compared to is relevant for them, and whether the outcomes measured matter to them.

## At a minimum:

- Indicate the review’s scope: the **population, intervention, and outcomes** of interest [13]. Use the actual names rather than “intervention”, “outcome”, etc.
- Indicate the **comparison** (what the intervention was compared to). In some cases, it will be obvious to your target audience that the comparison is “no intervention” or “usual care”. For very brief summaries such as tweets, you can therefore consider dropping this information. But in most cases, you should specify what the comparison is somewhere in your dissemination product.

## Ideally, also:

- Consider whether you need to provide a more detailed description of the population, intervention, comparison, and outcomes that the review authors searched for as well as what they found; for example:
  - when your target audience may not easily understand what the population, intervention, comparison, or outcomes are and you need to explain this;
  - where several definitions or variations of the population, intervention, comparison, or outcomes exist, and you need to specify.
- Provide information about the setting and context that the review authors searched for, as well as what they found [6, 26, 33, 47].
- Describe people or treatments that were excluded from the review if this is important for your target audience to know.

## Examples

### Example 1

*In the example below (translated from Norwegian), the writer has specified the population, intervention, comparison, and outcomes of interest.*

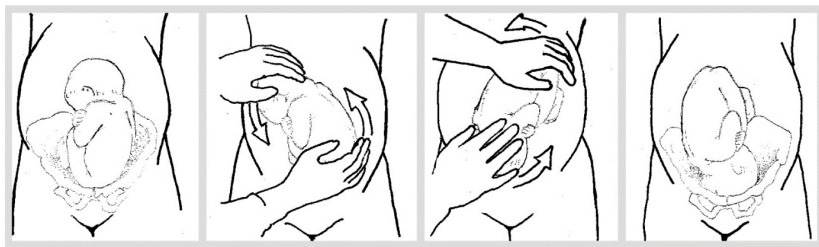
“In this systematic Cochrane Review, the review authors asked the following question: Are compression stockings effective for preventing deep vein thrombosis among patients admitted to hospital? People using compression stockings were compared to people who did not use these.”

### Example 2

*This infographic specifies the populations, interventions, and outcomes of interest, using both words and illustrations. The heading does not indicate what the intervention was compared to (in this case, turning babies was compared to doing nothing), but this information is mentioned elsewhere in the product.*

## Turning Babies

The effects of turning unborn babies at the end of pregnancy (around 36 weeks or more) to reduce problems during childbirth



### Example 3

*In the example below (translated from Norwegian), the author has provided more detail about the included studies, including how the intervention was implemented and the setting.*

“The patients were for the most part hospitalized for surgical procedures....The compression stockings were put on at the day of the procedure or the day before. The patients used them until they were discharged or no longer were bedridden....The studies were conducted in Sweden (6), England (7), Denmark (2), Singapore, and Japan.”

### Example 4

*This adapted SUPPORT summary shows what the review authors looked for and what they found. This can make it easy to find important gaps.*

|                                     | <b>What the review authors searched for</b>                                                                                                                                                                                                | <b>What the review authors found</b>                                                                                                                                                                                                                                                                                                      |
|-------------------------------------|--------------------------------------------------------------------------------------------------------------------------------------------------------------------------------------------------------------------------------------------|-------------------------------------------------------------------------------------------------------------------------------------------------------------------------------------------------------------------------------------------------------------------------------------------------------------------------------------------|
| <b>Studies</b>                      | Randomized trials, non-randomized trials, controlled before-after studies, and interrupted time series.                                                                                                                                    | 45 studies: 8 cluster-randomized trials, 6 randomized trials, and 31 interrupted time series studies.                                                                                                                                                                                                                                     |
| <b>Population</b>                   | Any type of healthcare professionals.                                                                                                                                                                                                      | Physicians, psychologists, psychiatrists, nurses, critical care fellows, Masters-level therapists, and allied health professionals in the field of community health.                                                                                                                                                                      |
| <b>Intervention and comparisons</b> | Printed educational materials, such as clinical practice guidelines, journals, and monographs, delivered personally, through mass mailing or passively via wider channels such as the internet or mass media.<br>Comparison not specified. | Most studies (36/45) evaluated a single item of printed educational material. The 45 studies included the following printed educational materials: journal publications (23); evidence-based guidelines (16); newsletters (6); summaries of clinical guidelines (3); and clinical article reprints (1). Comparisons were no intervention. |
| <b>Outcomes</b>                     | Any objective measure either of professional practice (e.g. the number of tests ordered, prescriptions for a particular drug) or of patient health outcomes (e.g.                                                                          | Prescribing/treatment (39); financial (resource use) (2); general management of a problem (8); diagnosis (4); procedures (7); referrals (4); test ordering (5); surgery (5); patient education/advice (4); clinical prevention                                                                                                            |

|                |                                               |                                                                                                                                                                                                                                                                                                                                                                                                                                                                             |
|----------------|-----------------------------------------------|-----------------------------------------------------------------------------------------------------------------------------------------------------------------------------------------------------------------------------------------------------------------------------------------------------------------------------------------------------------------------------------------------------------------------------------------------------------------------------|
|                | blood pressure, complications after surgery). | service (3); screening (2); reporting (1); discharge planning (2); patient health outcome (4).                                                                                                                                                                                                                                                                                                                                                                              |
| <b>Setting</b> | Any setting.                                  | Country: Canada (12), United States (11), United Kingdom (11), Spain (1), Belgium (1), The Netherlands (2), Finland (1), Ireland (1), Germany (1), Italy (1), Japan (2), Brazil (1), United States & Canada (1). Healthcare setting: general family or community-based practice (10); outpatient (ambulatory) settings (9); hospitals (6); mixed settings (3); municipal health centre (1); managed behavioural healthcare organization (1); clinical setting unclear (15). |

*Return to the checklist*

## Item 9

# Have you stated that this information is from a systematic review?

## Description

People do not always understand that a dissemination product presents the findings of a systematic review rather than a single study [6, 17, 18, 22, 38, 48]. Furthermore, people may not know what a systematic review is, and you may need to explain this [49-51].

## At a minimum:

- State that the findings are from a systematic review (“systematic review”, “Cochrane Review” etc.) [6, 17, 18, 22, 38, 48].
- Indicate that this is a systematic review and not a single study by referring to the number of included studies [51].

## Ideally, also:

- Explain in more detail what a systematic review is [49-51]. Some strategies could include the following:
  - Provide an explanation in your dissemination product.
  - Link the term to an explanation or glossary [10, 21, 24, 25]. But remember that people may overlook explanations if they are not placed close to the terms or concepts they are referring to [17, 26]. Remember also that not everyone has reliable access to the internet, particularly in resource-poor settings.

# Examples

## Example 1

*This example gives a brief explanation of what a systematic review is at the start of the dissemination product.*

“In systematic reviews we search for and summarize studies. The question in this systematic Cochrane Review was...”

## Example 2

*This example presents information about the number of included studies at the start of the dissemination product. This helps to underline that this is a systematic review rather than an individual study.*

“We collected and analyzed all relevant studies to answer this question and found 18 studies for inclusion in the review.”

## Example 3

*This example includes a brief explanation of what a systematic review is.*

### **“What is a systematic review?”**

A summary of studies addressing a clearly formulated question that uses systematic and explicit methods to identify, select, and critically appraise the relevant research, and to collect and analyze data from the included studies.”

## Example 4

*This example also includes a brief explanation of what a systematic review is as well as a link to more information.*

“In systematic reviews we search for and summarize studies that answer a specific research question. The studies are identified, assessed, and summarized by using a systematic and predefined approach (read more [Cochrane Consumer Network](#)).”

## Example 5

If you have space limitations you can **link** the term “systematic review”, either within the dissemination product or to other external sites, or both. Use of pop-up or explanation boxes may work within your own product. If you are linking an explanation to another site, consider whether the content fits your dissemination product.

Here are some examples of sites that may be useful to link to (but not at all limited to!):

**Videos:** [Does portion size matter?](#), [What is a systematic review?](#)

**Illustrations:** [Cochrane Consumers and Communication Infographics](#)

**Text:** [Cochrane Library](#), [GET-IT Glossary](#), and [Wikipedia](#)

*[Return to the checklist](#)*



## Item 10

### Have you specified how up to date the review is?

#### Description

It is important that your target audience knows how up to date the evidence is. The date of the most recent search for studies will provide the most precise information about this. However, the publication date may be easier to understand by people unfamiliar with systematic review methodology.

#### At a minimum:

- Include the review's publication year.
  - If you have provided a full reference to the review somewhere in your dissemination product, the publication date will be included there. But it is even better to present this information explicitly somewhere in your product.

#### Ideally, also:

- Include information about when the most recent search was done [49-51].

# Examples

## Example 1

*This podcast includes information about the publication year.*

**Podcast: Home use of devices for cleaning between the teeth (in addition to toothbrushing) to prevent and control gum diseases and tooth decay**

---

Many people use toothbrushes to remove the plaque that builds up on the surface of teeth, but what about getting to the plaque between the teeth? Should we be using dental floss or interdental brushes to help? The relevant Cochrane Review was published in April 2019 and we asked the lead author, Helen Worthington from Cochrane Oral Health at the University of Manchester in England to let us know the answer.



[Download podcast](#) - [Read transcript](#)

[See the Summary of the Review](#)   [See the full Review on the Cochrane Library](#)   [Listen to more Cochrane Podcasts](#)



## Example 2

*Text from a plain language summary that includes information about the date of the last search.*

**How up to date is this review?**

The review authors searched for studies that had been published up to January 2019.

*[Return to the checklist](#)*

## Item 11

# Have you avoided misleading presentations and interpretations of the effects?

## Description

There are a number of things to think about when presenting the effects of an intervention.

First of all, you need to focus on the **outcomes that are most important** to patients or other decision makers, regardless of what the review actually found [13]. Don't fall for the temptation of reporting an outcome just because it showed an effect, even if that outcome was not an important one.

Ideally, you should also **present different outcomes in the same way** so that you don't introduce differences where there are none. This can sometimes be difficult if outcomes were measured in very different ways (for instance, as number of people and as points on a scale). But if two outcomes both show an important effect and the certainty in that evidence is the same, you should report this effect using the same types of words, numbers, or symbols wherever possible. The use of narrative plain language statements may be helpful here. These types of statements are based on an assessment of the magnitude of effect and the certainty of the evidence and are used by several Cochrane groups [16-20].

It can also be important to specify **when the effect of an intervention was measured**. Some interventions may make a difference to people in the short term, but not over time, and vice versa. For instance, lower levels of smoking straight after cognitive behavioural therapy may be different to 12 months later. This can be important information for the end user.

When thinking about whether you should present an effect as an important one, **don't be misled by whether or not it was "statistically significant"**. This doesn't actually tell us much about whether the effect was meaningful to the person using the treatment.

You also need to make it clear whether you are talking about a **lack of evidence of effect or evidence of no effect**. People presenting the findings of Cochrane Reviews sometimes confuse these two issues [52]. **A lack of evidence of effect** means that we are very uncertain about the effect. This may be because the review didn't find any studies for that outcome, or that the certainty of the evidence was "very low". Where we have **little or no**

**effect**, on the other hand, the review did find studies, but the findings show little or no difference between the intervention group and the comparison group, and the certainty of this evidence has been assessed as high, moderate, or low. (Remember that even where the level of certainty is high, studies can never show that there is “no difference” (“no effect”). They can only rule out differences of a specific size. You should therefore refer to “little or no effect” rather than “no effect”.)

## At a minimum:

- Report the **most important** benefits and harms, including ones for which no evidence was found.
  - The review authors should already have presented the outcomes they consider to be most important in their Summary of Findings Table [29]. However, you may want to check whether they have remembered to include important outcomes for which no evidence was found, such as adverse effects.
  - If there are too many outcomes in the Summary of Findings table to present in your product, decide which outcomes are most important for the people affected by the intervention, and present the other outcomes through a link or another layer.
- Report all benefits and harms **in the same way**, where possible, using the same types of words, numbers, or symbols.
- Decide whether it is important to specify the time point **when the outcomes were measured**.
  - If you decide that this is important information, present it alongside the findings.
- Focus on **important** rather than “statistically significant” differences.
  - Do not use terms such as “not significant”, “not statistically significant”, “significant”, “statistically significant”, “trend towards [an effect]”, and “borderline significant” [53].
- **Do not confuse** “a lack of evidence of effect” with “no effect”.
  - For the first situation, avoid the phrase “no evidence of effect” or “a lack of evidence of an effect”. Instead, use statements such as “we are uncertain” or “we don’t know”.
  - For the second situation, avoid the phrase “no evidence of effect” or “the intervention had no effect”. Instead, consider using narrative plain language statements, such as “little or no difference” [17-20, 51].

## Ideally, also:

- Consider engaging people in your target audience to decide which outcomes to focus on.

- Consider using narrative plain language statements to present the findings of the review [16-20].



## Examples

### Example 1

*In this example, each outcome is presented in the same way, using the same narrative plain language statements and GRADE symbols. They have also used absolute numbers.*

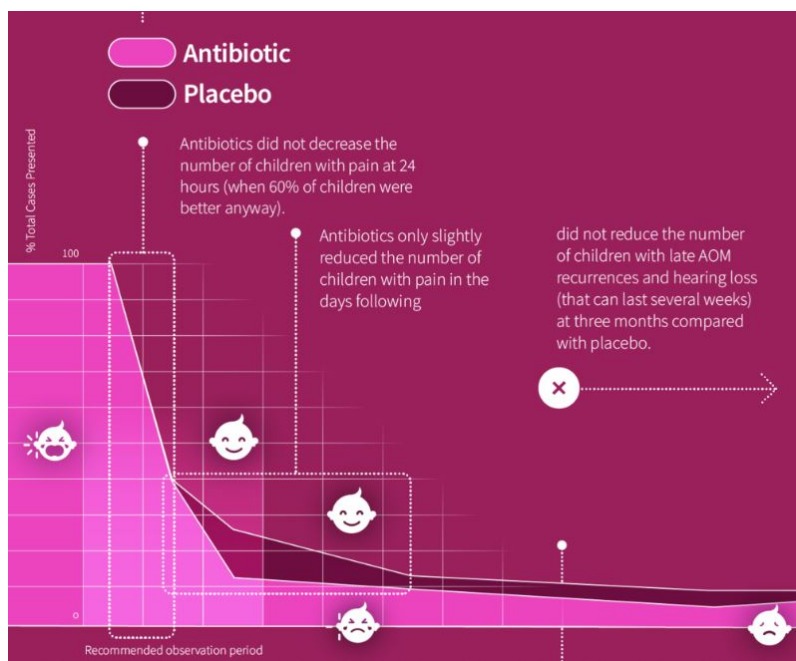
| What happens?                                                                                                                                                                                  | Routine replacement      | WITH clinically indicated change                                                | Certainty of evidence <sup>1</sup> |
|------------------------------------------------------------------------------------------------------------------------------------------------------------------------------------------------|--------------------------|---------------------------------------------------------------------------------|------------------------------------|
| IV drips-related blood stream infection<br>Clinically-indicated change of IV drips may make little or no difference to the number of patients that get IV drips-related blood stream infection | 1<br>per 1000 patients   | 0<br>per 1000 patients (0 to 3)*                                                | ⊕⊕○○<br>Low                        |
| All-cause blood stream infection<br>Clinically-indicated change of IV drips probably makes little or no difference to the number of patients that get all-cause blood stream infection         | 5<br>per 1000 patients   | 3<br>per 1000 patients (1 to 8)*                                                | ⊕⊕⊕○<br>Moderate                   |
| Thrombophlebitis <sup>2</sup><br>Clinically-indicated change of IV drips probably makes little or no difference to the number of patients that get thrombophlebitis                            | 82<br>per 1000 patients  | 88<br>per 1000 patients (76 to 103)*                                            | ⊕⊕⊕○<br>Moderate                   |
| Cost <sup>3</sup><br>Clinically-indicated change of IV drips probably reduces the cost of IV drips-related care by approximately 7 Australian dollars (AUD) per patient                        | 51.02 AUD<br>per patient | 44.14 AUD<br>per patient<br>This is 6.96 AUD less per patient (-9.05 to -4.86)* | ⊕⊕⊕○<br>Moderate                   |

\* The confidence interval (95% CI) reflects the extent to which the [play of chance](#) may be responsible for an [effect estimate](#) from a [study](#). <sup>1</sup> Indicates the extent to which one can be confident that an estimate of effect is correct. <sup>2</sup> Thrombophlebitis is an inflammation in the vein just under the skin that forms a blood clot that causes swelling and pain. <sup>3</sup> Costs in terms of materials and labour

## Example 2

This infographic from [Cochrane Australia](#) emphasizes the time point when the outcomes were measured.



## Example 3

[List of narrative statements to communicate results of systematic reviews \[16\]](#)

| Size of the effect estimate                           | Suggested statements<br><i>(replace X with intervention, replace 'reduce/increase' with direction of effect, replace 'outcome' with name of outcome, include 'when compared with Y' when needed)</i> |
|-------------------------------------------------------|------------------------------------------------------------------------------------------------------------------------------------------------------------------------------------------------------|
| <b>HIGH Certainty of the evidence</b>                 |                                                                                                                                                                                                      |
| <b>Large effect</b>                                   | X results in a large reduction/increase in outcome                                                                                                                                                   |
| <b>Moderate effect</b>                                | X reduces/increases outcome<br>X results in a reduction/increase in outcome                                                                                                                          |
| <b>Small important effect</b>                         | X reduces/increases outcome slightly<br>X results in a slight reduction/increase in outcome                                                                                                          |
| <b>Trivial, small unimportant effect or no effect</b> | X results in little to no difference in outcome<br>X does not reduce/increase outcome                                                                                                                |
| <b>MODERATE Certainty of the evidence</b>             |                                                                                                                                                                                                      |
| <b>Large effect</b>                                   | X likely results in a large reduction/increase in outcome<br>X probably results in a large reduction/increase in outcome                                                                             |
| <b>Moderate effect</b>                                | X likely reduces/increases outcome<br>X probably reduces/increases outcome<br>X likely results in a reduction/increase in outcome<br>X probably results in a reduction/increase in outcome           |
| <b>Small important effect</b>                         | X probably reduces/increases outcome slightly<br>X likely reduces/increases outcome slightly<br>X probably results in a slight reduction/increase in outcome                                         |

|                                                       |                                                                                                                                                                                                                                             |
|-------------------------------------------------------|---------------------------------------------------------------------------------------------------------------------------------------------------------------------------------------------------------------------------------------------|
|                                                       | X likely results in a slight reduction/increase in outcome                                                                                                                                                                                  |
| <b>Trivial, small unimportant effect or no effect</b> | X likely results in little to no difference in outcome<br>X probably results in little to no difference in outcome<br>X likely does not reduce/increase outcome<br>X probably does not reduce/increase outcome                              |
| <b>LOW Certainty of the evidence</b>                  |                                                                                                                                                                                                                                             |
| <b>Large effect</b>                                   | X may result in a large reduction/increase in outcome<br>The evidence suggests X results in a large reduction/increase in outcome                                                                                                           |
| <b>Moderate effect</b>                                | X may reduce/increase outcome<br>The evidence suggests X reduces/increases outcome<br>X may result in a reduction/increase in outcome<br>The evidence suggests X results in a reduction/increase in outcome                                 |
| <b>Small important effect</b>                         | X may reduce/increase outcome slightly<br>The evidence suggests X reduces/increases outcome slightly<br>X may result in a slight reduction/increase in outcome<br>The evidence suggests X results in a slight reduction/increase in outcome |
| <b>Trivial, small unimportant effect or no effect</b> | X may result in little to no difference in outcome<br>The evidence suggests that X results in little to no difference in outcome<br>X may not reduce/increase outcome<br>The evidence suggests that X does not reduce/increase outcome      |
| <b>VERY LOW Certainty of the evidence</b>             |                                                                                                                                                                                                                                             |
| <b>Any effect</b>                                     | The evidence is very uncertain about the effect of X on outcome<br>X may reduce/increase/have little to no effect on outcome but the evidence is very uncertain                                                                             |

*Return to the checklist*

## Item 12

# If you have used numbers to present the findings, have you used absolute numbers, and labelled numbers clearly?

## Description

When you present the findings of a review using numbers, it may **not always be clear to what the numbers are referring**. For instance, some findings may be referring to the number of people, while others may be referring to the number of hospital visits.

*“5 to 9 what? People?” [26]*

In addition, many outcomes, such as pain or quality of life, are measured using ranges or scales. Some scales are easy to understand, such as the number of hours or days. But **many scales may be unfamiliar to many people**. For instance, people may not know how big the scale is (for instance, whether it goes from 1 to 10 or 1 to 100) or whether a high score or a low score is a good finding.

To confuse the issue even further, you may also have used numbers in tables and figures to report other types of information, such as the number of studies or study participants.

For these reasons, numbers need to be clearly labelled and scales need to be explained.

Another challenge when presenting numbers is **what sort of numbers to present**. The effect of an intervention can be presented as an absolute effect (for instance, “8 out of 100 people who used the treatment had pain relief compared to 4 out of 100 people who did not use the treatment”). But it could also be presented as a relative effect (“there was a 50% increase in the number of people who experienced pain relief...”).

The problem with relative effects is that they may give people the impression that a difference is more important than it actually is when the likelihood of the outcome is small to begin with [54, 55]. For instance, a relatively unimportant increase - from 1 out of 100,000 people to 2 out of 100,000 - can also be presented as a 50% increase, which sounds more important. Absolute effects are generally less likely to be misleading than relative effects. They may also be easier to understand. For most Cochrane Reviews, you should also be able to find the absolute effects for most outcomes presented in the



Summary of Findings table. For these reasons, you should present absolute effects rather than relative effects.

When presenting the findings of a Cochrane Review using numbers, most review authors include **confidence intervals**. While the main result (the “point estimate”) indicates our best estimate of the effect, the confidence interval indicates the range where the actual effect may be (the “worst case-best case scenario”).

| <b>Mobile phone message reminders compared to no reminders</b>    |                          |                                                   |
|-------------------------------------------------------------------|--------------------------|---------------------------------------------------|
| People: Patients with healthcare appointments                     |                          |                                                   |
| Settings: All settings (primary, hospital, community, outpatient) |                          |                                                   |
| Intervention: Mobile phone text message reminders                 |                          |                                                   |
| Comparison: No reminders                                          |                          |                                                   |
| <b>Outcome</b>                                                    | <b>Without reminder</b>  | <b>With mobile phone reminder</b>                 |
| Attendance at healthcare appointments                             | 678 out of 1000 patients | 773 out of 1000 patients<br>(698 to 854 patients) |

There are pros and cons to reporting confidence intervals, and little evidence to support a recommendation to either include or exclude them, or how to present and explain them, if they are included. Deciding whether and how to report confidence intervals may depend on the target audience.

### At a minimum:

- Always label the numbers you are presenting to indicate what these numbers are referring to [3]. (For instance, refer to “12 out of 100 **children**”; “3 days **per year**”; “4 hospital admissions **per person**”.)
- When presenting outcomes that are measured using scales, describe the range of the scale. Explain what the scale measured and whether a high or a low score is best, if this is not clear.
- Use absolute effects whenever possible. Do not report relative effects (for instance, “a 50% increase”, “a doubling”, “twice as many”) unless you have also reported the absolute effects.

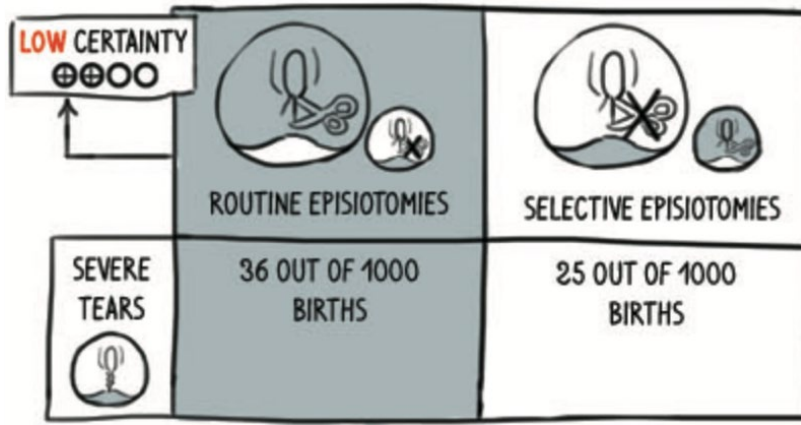
## Ideally, also:

- Consider using tables or figures to present numbers. People may prefer this to numbers inserted in the middle of text, which they may find off-putting or too complicated [17].
  - When using a table, don't just depend on column or row headings – they are usually too far away from the number itself to function as a helpful label.
- Consider whether it is useful to include confidence intervals. For instance, in situations where the confidence interval indicates both an important benefit and an important harm, or an important benefit and no effect, you may want to include it and explain it.

# Examples

## Example 1

In this example, which is part of a [larger infographic](#), the absolute effect of the treatment has been presented, and the numbers have been labelled.



## Example 2

In this example, the absolute effect of the treatment (as percentages) has been presented.

|                                                        | With the drug                   | With no drug                    |
|--------------------------------------------------------|---------------------------------|---------------------------------|
| Number of people who said they experienced pain relief | 8% of the people in the studies | 4% of the people in the studies |

## Example 3

In this example, pain has been measured using a scale. The range of the scale has been described, and it is clear whether a high or a low score is best.

People measured their pain on a scale from 0 to 100 points, where 0 points meant no pain. The people who took the drug scored on average 23 points. The people who didn't take the drug scored on average 5 points higher.

## Example 4

In this example, the confidence interval has been referred to, using one of the statements suggested by EPOC for reporting confidence intervals in statements of effects [19].

People taking the drug may have more pain relief than people not taking the drug. However, the effects of the drug vary, and it is possible that the drug makes little or no difference.

[Return to the checklist](#)

## Item 13

# Have you described the certainty of the evidence?

## Description

It is important to tell your target audience that not all the findings of a review are equally certain, and not doing so can be misleading. Giving people information about the certainty of the evidence is therefore commonly recommended [1, 12, 13]. Some people have also argued that admitting uncertainty is a sign of humility and can build trust [2] and increase credibility [10].

All authors of Cochrane intervention reviews are now expected to use GRADE to assess the certainty of the evidence (also referred to as “quality of the evidence”) for each outcome [29]. This means that it should be relatively straightforward to extract this information from the review.

However, people may have mixed views about being presented with uncertainty [33, 56]. People may also have difficulties in understanding what a GRADE assessment is, what it is based on, and its implications for the interpretation of review findings [10, 18, 34]. You may therefore need to explain some of these issues.

## At a minimum:

- **Never** state that an intervention works or doesn’t work if the certainty is less than high. Instead, modify your statement to reflect your uncertainty.
- **Always** refer to the certainty of the evidence, either explicitly or implicitly.
- Make sure that information about certainty is **close to or integrated** into the findings.

Some strategies for doing this include:

- Using narrative plain language statements [16-20]. The use of standardized narrative text here, and elsewhere in the summary, can also be helpful when translating summaries to other languages [57].
- Referring to the certainty of the evidence using the GRADE symbols or other visual presentations.

## Ideally, also:

- Refer to the certainty of the evidence explicitly, by specifying the level of certainty for each outcome.
- Explain what “certainty of the evidence” means [10] and what the different GRADE levels mean [17]. Do this either as part of your dissemination product, or through links.

## Be careful about:

- Using colours as the only way to indicate certainty of the evidence. This can be difficult for people with vision problems. This information will also be lost completely when documents are printed in black and white.

## Relevant links

- For guidance on using narrative, plain language statements, see [the Cochrane Handbook version 6, chapter 15](#) [16].

## Examples

Examples where the certainty of the evidence has been referred to implicitly and explicitly, using narrative, plain language statements:


### Example 1

*In this plain language summary, the review authors have used a modifier (“may”) to implicitly indicate that the evidence is low certainty. They have also added the level of certainty explicitly at the end of each statement.*

- Offering more information or counselling may not improve referral and uptake of surgery (low-certainty evidence).
- Offering free cataract surgery may increase the uptake of surgery (low-certainty evidence).
- There was no evidence on what happens to the levels of cataract in the community.

### Example 2

*In this blogshot of the same review, the “may” modifier is still used to implicitly indicate the level of certainty. The explicit information about levels of certainty has been dropped to keep the blogshot short.*




### Interventions to improve access to cataract surgical services and their impact on equity in low- and middle-income countries

In low- and middle-income countries, offering free cataract surgery may increase the uptake of surgery (low-certainty evidence). Offering more information or counselling may not improve referral and uptake of surgery (low-certainty evidence). The studies did not look at the effect on the prevalence of cataracts in the community.

Not enough information is available about the possible harms of interventions to improve access to cataract surgical services.

Cochrane Review (published November 2017); two studies with 789 visually impaired people with cataracts. Both studies were carried out in rural China. One study compared giving people additional information and counselling with giving no additional information or counselling. The other study compared providing free surgery, and help with the costs of transport to hospital, with low-cost cataract surgery and no help with transport.

[uk.cochrane.org](http://uk.cochrane.org) | [@CochraneUK](https://twitter.com/CochraneUK) | <http://bit.ly/2T8P2cL>



Examples where there is an explanation of “certainty of the evidence” and what the different GRADE levels and symbols mean:

Example 1


This example from a SUPPORT summary also includes an explanation of certainty of the evidence.


**About certainty of evidence (GRADE)**


The “certainty of the evidence” is an assessment of how good an indication the research provides of the likely effect, i.e. the likelihood that the effect will be substantially different from what the research found. By “substantially different” we mean a large enough difference that it might affect a decision. These judgements are made using the GRADE system, and are provided for each outcome. The judgements are based on the study design (randomized trials versus observational studies); factors that reduce the certainty (risk of bias, inconsistency, indirectness, imprecision, and publication bias); and factors that increase the certainty (a large effect, a dose response relationship, and plausible confounding). For each outcome, the certainty of the evidence is rated as high, moderate, low, or very low using the definitions on page 3.


[For more information about GRADE](#)

**About the certainty of the evidence\* (GRADE)**

  
**High:** This research provides a very good indication of the likely effect. The likelihood that the effect will be substantially different† is low.

  
**Moderate:** This research provides a good indication of the likely effect. The likelihood that the effect will be substantially different† is moderate.

  
**Low:** This research provides some indication of the likely effect. However, the likelihood that it will be substantially different† is high.

  
**Very low:** This research does not provide a reliable indication of the likely effect. The likelihood that the effect will be substantially different† is very high.

\* This is sometimes referred to as “quality of evidence” or “confidence in the estimate”.  
† Substantially different = a large enough difference that it might affect a decision.

## Example 2

*This example includes an explanation of certainty of the evidence.*

### **Certainty of the evidence (GRADE)**

When we summarize studies and present the finding (the “effect estimate”), we also need to say something about how certain we are about this finding. The certainty of the evidence tells us something about how sure we can be that the finding reflects real life. [GRADE](#) is a system (or a tool) that we use to make these judgements. Among the elements we judge in GRADE are:

- how well the studies were conducted
- if the studies are large enough
- if the studies are similar enough
- how relevant the studies are
- if all relevant studies have been identified

## Example 3

*This example from an infographic developed by Shauna Hurley from [Cochrane Australia](#) is a novel way of indicating the certainty (or quality) of the evidence.*



*[Return to the checklist](#)*



## Item 14

# Have you presented the findings in more than one way?

## Description

When presenting the findings of Cochrane Reviews, different formats (such as words together with numbers, graphs, or tables) have different strengths and weaknesses.

**Numbers** are more precise than words. Words, such as “low” or “moderate risk” and “some” or “rare side effects” can mean different things to different people [58-60] and can cause misunderstandings, such as overestimation [61]. On the other hand, **words** are often easier to understand, and easier to use than numbers [62]. Words can also help give your audience a quick summary of the findings, and can help them decide whether they want to continue on to more precise information [26].

People may prefer a **combination of words and numbers** when reading about Cochrane Reviews [17, 18]. Seeing findings presented in both words and numbers may also help people feel more confident in their understanding of the numbers [26].

People’s preference for words or numbers also depends on the manner in which they are presented. Some people may find it off-putting and complicated to see numbers in the middle of a paragraph or sentence, and may prefer them in tables [17]. **Graphs, figures,** and **tables** can help organize and give structure to numbers. They can also help break up blocks of text [17]. Some people may also see **infographics** as more enjoyable, user friendly, and easy to read than mainly text-based presentations [63, 64]. But others may see mainly text-based presentations as clearer or more concise [64].

People have different needs and preferences, and the same format is unlikely to be suitable for everyone [2, 64]. The format you use may depend on your audience. For all audiences, however, non-text content like images, charts, icons, and infographics, must provide access to an appropriate text equivalent so the information is universally accessible. Likewise, audio content, such as podcasts, should be accompanied by a transcript.

## At a minimum:

- Consider using both words and numbers and using different media to present the findings.

- If you cannot present findings in more than one way, provide links to additional products that use other formats where possible:
  - For providing numbers: link to the Summary of Findings table.
  - For providing words: link to the plain language summary.
  - For providing graphics: link to a visual summary or infographic, if there is one.

## For text-heavy presentations:

- Consider using tables, graphs, or figures to present findings in more than one way and provide structure to the numbers.
  - Remember that people often read tables, graphs, and figures separately from the body of the text. Make sure they can stand alone, with self-explanatory labels and text.

For infographics resources and examples, see the [Cochrane Training website](#).

# Examples

## Example 1

In this [Interactive Summary of Findings table](#), a reader can choose to view findings presented as words, numbers, or graphics. The graphics are automatically generated, based on the absolute effects. You can use the [Interactive Summary of Findings tool](#) to generate static graphics by creating a table and taking screen shots.

| GRADE-DECIDE <span style="float: right;">August 2015</span>                                                                                                           |                                                                                                                                                 |                                                     |                  |                                                                    |                           |
|-----------------------------------------------------------------------------------------------------------------------------------------------------------------------|-------------------------------------------------------------------------------------------------------------------------------------------------|-----------------------------------------------------|------------------|--------------------------------------------------------------------|---------------------------|
| Antibiotics for middle ear infection (acute otitis media) in children                                                                                                 |                                                                                                                                                 |                                                     |                  |                                                                    |                           |
| <input checked="" type="checkbox"/> Table <input type="checkbox"/> Bottom line                                                                                        |                                                                                                                                                 |                                                     |                  |                                                                    |                           |
| <input checked="" type="checkbox"/> Plain language statements                                                                                                         |                                                                                                                                                 | <input checked="" type="checkbox"/> Absolute effect |                  | <input type="checkbox"/> Relative effect                           |                           |
| <input checked="" type="checkbox"/> Visual overview                                                                                                                   |                                                                                                                                                 |                                                     |                  |                                                                    |                           |
| Outcomes                                                                                                                                                              | Plain language statements                                                                                                                       | Absolute Effect                                     |                  | Differences in outcomes                                            | Certainty of the evidence |
|                                                                                                                                                                       |                                                                                                                                                 | With Placebo                                        | With Antibiotics |                                                                    | GRADE                     |
| <b>Pain or fever after 3 to 7 days</b><br><input checked="" type="radio"/> ≥ 2 years old, 1-sided infection<br><input type="radio"/> < 2 years old, 2-sided infection | <i>After 3 to 7 days antibiotics probably slightly reduce the number of children who have pain or fever compared to no antibiotic treatment</i> | 26<br>per 100                                       | 24<br>per 100    | Favors Placebo ←   → Favors Antibiotics<br>2 less children per 100 | ⊕⊕⊕○<br>Moderate          |
| <b>Diarrhoea, vomiting, or rash</b>                                                                                                                                   |                                                                                                                                                 |                                                     |                  |                                                                    |                           |
| <b>Possible hearing problems after 3 months</b> Follow-up: Tympanometry at 3 months                                                                                   |                                                                                                                                                 |                                                     |                  |                                                                    |                           |

## Example 2

In [this example](#), findings are presented in the text as bullet points, and also as words and numbers in a table that provides structure to that information.

Cochrane - Briefly summarised 2018

# Can patients influence clinical practice?

This Cochrane review shows that patient-mediated strategies, such as patient information, patient education or when patients give information about themselves, can help improve clinical practice.

**What does the research tell us?**  
 In systematic reviews, available research is collected and critically appraised. The research question in this systematic Cochrane review was: What is the effect of patient-mediated strategies on clinical practice? Patient-mediated strategies were compared to no intervention or usual care. Findings from four types of patient-mediated strategies are presented below.

**Results**

- Patient-reported health information probably improves clinical practice
- Patient information may improve clinical practice
- Patient education probably improves clinical practice
- Patient decision aids may make little or no difference to clinical practice






Illustration: Marita S. Fjønhus, Cochrane Norway

Effectiveness of different patient-mediated strategies on clinical practice<sup>2</sup>

| What happens?                                                                                                               | WITHOUT patient-mediated strategies | WITH patient-mediated strategies   | Certainty of evidence <sup>1</sup> |
|-----------------------------------------------------------------------------------------------------------------------------|-------------------------------------|------------------------------------|------------------------------------|
| Patient-reported health information<br>Patient-reported health information probably improves clinical practice <sup>2</sup> | 17<br>per 100 patients              | 26<br>per 100 patients (23 to 30)* | ⊕⊕⊕○<br>Moderate                   |
| Patient information<br>Patient information may improve clinical practice <sup>2</sup>                                       | 20<br>per 100 patients              | 32<br>per 100 patients (24 to 42)* | ⊕⊕○○<br>Low                        |
| Patient education<br>Patient education probably improves clinical practice <sup>2</sup>                                     | 35<br>per 100 patients              | 46<br>per 100 patients (39 to 54)* | ⊕⊕⊕○<br>Moderate                   |
| Patient decision aid<br>Patient decision aids may make little or no difference to clinical practice <sup>2</sup>            | 37<br>per 100 patients              | 32<br>per 100 patients (24 to 43)* | ⊕⊕○○<br>Low                        |

\* The confidence interval (95% CI) reflects the extent to which the *play of chance* may be responsible for an *effect estimate* from a *study*. <sup>1</sup> Indicates the extent to which one can be confident that an estimate of effect is correct. <sup>2</sup> Clinical practice is defined as healthcare professionals following recommended clinical practice (following clinical Guidelines and recommendations).

### Example 3

This tweet illustrates an inventive way of contrasting the actual words and numbers from a review with what the media wrote.

**Mike Carpenter** @MikeCarpenterPT · 12 Jan 2017

New **cochrane review** of yoga for low back pain... **results** not quite as media portray!

[onlinelibrary.wiley.com/doi/10.1002/14...](https://onlinelibrary.wiley.com/doi/10.1002/14...)

we pre-defined clinically significant changes in pain as 15 points or greater and this threshold was not met. Based on information from six trials, there was moderate-certainty evidence that the risk of adverse events, primarily increased back pain, was higher in yoga than in non-exercise controls (risk difference (RD) 5%, 95% CI 2% to 8%).

For **yoga compared to non-yoga exercise controls** (4 trials; 394 participants), there was very-low-certainty evidence for little or no difference in back-related function at three months (SMD -0.22, 95% CI -0.65 to 0.20; corresponding to a change in the Roland-Morris Disability Questionnaire of MD -0.99, 95% -2.87 to 0.90) and six months (SMD -0.20, 95% CI -0.59 to 0.19; corresponding to a

**if you want to do ease back pain, do some yoga: Practice is twice as good as other exercises at helping discomfort**

By Ben Spencer Medical Correspondent For The Daily Mail  
00:23, 12 Jan 2017, updated 00:23, 12 Jan 2017

**The Telegraph** ALL SECTIONS  
Science

Science  
**Yoga is the key to relieving long-term back pain, new study suggests**

2 11 26

*Return to the checklist*

## Item 15

Where the topic or findings may be upsetting, controversial, or disappointing, have you handled this sensitively?

### Description

Some presentations of Cochrane Reviews may be precise and easy to understand, but may ignore the emotional impact of the topic or the findings on the target audience. For instance:

- Some topics or outcomes, such as death or miscarriage, can be **upsetting** to read about.
- Other topics, such as abortion care or cochlear implants, may be **controversial** for some target audiences. This is likely to be context-specific, and will vary across target audiences and settings.
- Reviews that show that a treatment has little or no effect can be helpful for many people, as it can help them avoid treatments that do no good. But they can also be particularly **disappointing** for patient groups with few options open to them, and could make them lose hope:

*“The thing is, I get quite depressed about the difference being so small.... I got quite preoccupied with all these types of treatment that didn't seem to be worth the bother. And I've tried loads of them!...It's been a really tiresome process, I've just got worse!... Actually, it makes me quite angry!...I wonder what the point of it is. Why are all these treatments here if they don't work anyway?” [21]*

### At a minimum:

- Think about whether the review's topic or the findings are likely to be upsetting, controversial, or disappointing to people. Where this is the case, think critically about the language and images you use and make sure you are sensitive to these issues.

*“Family therapy is a controversial treatment for anorexia because in the past the family was often blamed for the condition. So we tried to be sensitive to that when we made the infographic. For instance, we didn't want the image to look like the family was in therapy and we used an image where you couldn't tell who the person was who was in therapy.” [Jess Hendon, Cochrane Common Mental Disorders Group]*

## Ideally, also:

- Where the topic or findings could be **upsetting, controversial, or disappointing**, acknowledge this.
- Explore this further through gathering feedback from your target audience.
  - Their reactions will probably vary. But their opinions are likely to be more relevant than your own.
  - Remember that it can be difficult to predict people's reactions if you are not familiar with the topic area. If you have worked professionally with a topic for several years, you may also have become 'immune' to its emotional impact.
- Where findings are likely to be **disappointing**, make sure that **“Further research is needed” is not your only conclusion**. It is important to let people know about evidence gaps. But it is also important to remember how disappointing and unhelpful this conclusion can be. Consider whether you can offer more constructive messages. Some strategies could include the following:
  - Think about whether it is possible to **highlight research in progress** that may inform the next update of the review.
  - Remind your target audience that decision makers also think about other factors, such as their **values and preferences and the cost and availability** of the treatment. When we don't know if a treatment is effective, people's decisions will rely even more on these factors.
  - Consider offering links to **sources of support**, such as patient organizations or support groups.

## Be careful about:

- Linking to external sources of support uncritically. Check their sources of funding and any conflicts of interest. Make sure they are relevant to the geographical region that your target audience comes from. Make it clear to your target audience that you are not responsible for the content of their site.

## Examples

### Example 1

*In this example from a [press release](#) describing a Cochrane Review, the authors have acknowledged that the topic could be upsetting.*

“In adults, chronic pain lasting for three months or more is known to have a devastating effect. What is less well known is that one in five children also report chronic pain, which is both distressing and disabling for children and their parents.”

### Example 2

*This [video](#) attempts to present a Cochrane Review on stillbirth in a sensitive way. It may not work in all settings or for all people. When developing dissemination products, especially for sensitive topics, it is important to user test them with the people from your specific target audience:*





### Example 3

*In this Evidently Cochrane example, the review authors describe “disappointing findings” in a review on reminiscence therapy, but highlight research in progress that may inform updates of the review.*

“...the digital revolution has yet to make its mark on reminiscence research, in terms of the randomized controlled trials that feed into Cochrane Reviews.... We are sure our next up-dated review will feature much development in this exciting area.”

### Example 4

*In this example, based on a summary prepared for clinicians by the Cochrane Complementary Medicine Field, the summary authors have explained that further research is needed. But they have also then suggested how people might reach decisions when this research is lacking.*

“The authors suggest that further research, consisting of larger and better studies, is necessary before the effects of acupuncture on symptoms of carpal tunnel syndrome can be estimated with any certainty. In the absence of evidence on the effectiveness of acupuncture, the decision to use acupuncture may depend on availability, cost, and patient preference.”

*[Return to the checklist](#)*

## Item 16

Have you made it clear (a) that the review was prepared by Cochrane and (b) who prepared the dissemination product?

### Description

People need to know that the **information is based on a Cochrane Review**. They also need to know **who prepared the dissemination product**, as you may have prepared the product with others from outside of Cochrane. Both pieces of information are important for reasons of transparency.

For some people, knowing that the information comes from a Cochrane Review can increase its trustworthiness [10, 30]. But not all people are familiar with Cochrane [17]. Some people may think that research organizations like Cochrane are commercial or an extension of the government [21]. It may therefore be important to emphasize that Cochrane is an independent, non-governmental, not-for-profit organization.

Even if you include these explanations, your target audience may still not see the information as credible or trustworthy. You may therefore need to collaborate with other individuals or organizations that are familiar and perceived as trustworthy to your target audience when presenting your dissemination product. Collaborating with relevant individuals and organizations can also increase the usefulness and relevance of your dissemination product. The most appropriate messenger of the information will vary according to your target audience [36].

### At a minimum:

- Mention that the information is from a Cochrane Review [10, 22, 30, 49-51, 65].
- Consider using the Cochrane logo or the logo of your Cochrane group [10, 24, 66]. (See [Cochrane Brand Guidelines](#) and [Cochrane logo and endorsement policy](#).)
- Make it easy to find out who prepared and funded the dissemination product (for instance, the name of the Cochrane group and any collaborating organization).

### Ideally, also:

- Explain what sort of organization Cochrane is (i.e. an international, independent, non-governmental, not-for-profit organization). Do this either as part of your dissemination product, or through a link (for instance: <https://www.cochrane.org/about-us>).

- Explain what is good about Cochrane Reviews (i.e., high-quality methods, policies regarding conflict of interest, keeping reviews up to date, etc.). Do this either as part of your dissemination product, or through a link (for instance: <https://youtu.be/WpY0ogAHNJY>).

# Examples

## Example 1

The first paragraph of text in this [two-page summary \(written in Norwegian\)](#) identifies Cochrane as the publisher.

Cochrane - Briefly summarised 2019

## Does compression stockings prevent blood clots in the legs?

This Cochrane Review shows that the use of compression stockings reduces the risk of getting blood clots in the legs (deep vein thrombosis). It may also reduce the risk of getting blood clots in the lungs (pulmonary embolism). The stockings can, however, feel uncomfortable to wear.

### What does the research tell us?

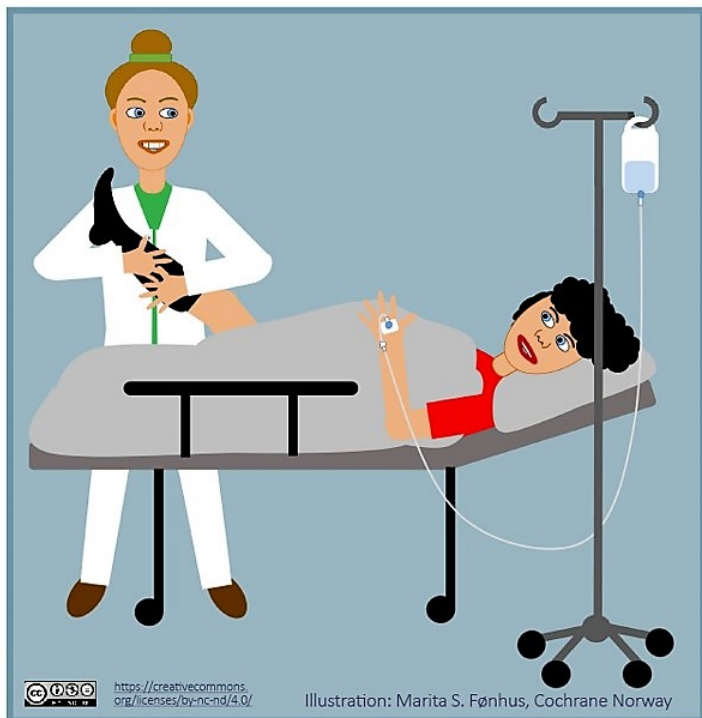
In systematic reviews, available research is collected and critically appraised. The research question in this Cochrane Review was: What is the effect of using compression stockings to prevent deep vein thrombosis among hospitalised patients?

The use of compression stockings was compared to no use of these.

The results show that compression stockings:

- reduces the risk of deep vein thrombosis
- probably reduces the risk of proximal deep vein thrombosis
- may reduce pulmonary embolism

Complications was not routinely reported but some patients experienced the stockings as uncomfortable.



## Example 2

*In this example (written in Norwegian), the reader can find that Cochrane is the publisher of the review; that the Norwegian Institute of Health has created the dissemination product; and that there is a link to the full review.*

Reference

Sachdeva A, Dalton M, Lees T.  
Graduated compression stockings  
for prevention of deep vein  
thrombosis. Cochrane Database  
of Systematic Reviews 2018, Issue  
11. Art. No.: CD001484. DOI:  
10.1002/14651858.CD001484.  
pub4.

Available from: [Cochrane Library](#)

Summary prepared by: Therese K.  
Dalsbø, Kristin T. Dahm and Marita  
S. Fønhus (Norwegian Institute of  
Public Health)

Editor: Marita S. Fønhus, [Cochrane  
Norway](#)

## Example 3

*The use of logos of both institutions helps signal that while the review is from Cochrane, the dissemination product is from Cochrane Norway and its host institution.*



## Example 4

In *this infographic*, the producers have included an explanation of what sort of organization Cochrane is.

**ANOREXIA NERVOSA (AN)**  
AN is an eating disorder caused by an intense fear of gaining weight. People with AN feel compelled to keep their body weight as low as possible (for example, by not eating enough and/or exercising excessively).

**THE FAMILY ENVIRONMENT**  
There is evidence to suggest that family factors (such as parenting styles) can sometimes be associated with the presence of AN. The family environment can also be an important factor in recovery.

**FAMILY THERAPY APPROACHES**  
Family therapy approaches are one form of treatment used in AN, and include a range of approaches that involve the family in treatment. Family therapy approaches take various forms, some of which are more formal and aim to address those processes that may sustain AN.

**COCHRANE**  
Cochrane publishes systematic reviews and provides a robust summary of the evidence for health-related questions. Cochrane reviews also help readers to decide whether the body of research is trustworthy by discussing the quality of the evidence.

**How does the research help?**  
Health care providers and those with lived experience of AN need to know **THE EVIDENCE FOR THE EFFECTIVENESS OF FAMILY THERAPY APPROACHES IS LOW QUALITY.**

There is **INSUFFICIENT EVIDENCE TO BE ABLE TO DETERMINE WHETHER FAMILY THERAPY MIGHT WORK BETTER** for AN than other educational and psychological interventions.

This also shows funders **THAT GOOD RESEARCH MAKING THESE COMPARISONS IS MUCH NEEDED.**

**Can we trust the evidence?**  
**RANDOMIZED CONTROL TRIALS (RCTS)** are the best way to robustly test whether an intervention works. The evidence from RCTS ADDRESSING THIS QUESTION was judged to be **LOW QUALITY.**

**25** trials contributed to this review, but the **PEOPLE CONDUCTING THE TRIALS DID NOT ALWAYS CLEARLY EXPLAIN HOW THEY DID THE TRIAL.** This means it is unclear whether

**COCHRANE**  
Cochrane publishes systematic reviews and provides a robust summary of the evidence for health-related questions. Cochrane reviews also help readers to decide whether the body of research is trustworthy by discussing the quality of the evidence.

Fisher CA, Skocic S, Rutherford K  
Cochrane Database of Systematic Reviews

## Example 5

In *this infographic*, the producers have included the funding source for the dissemination product.

types of studies suggest that it is safe.

We also do not know if it should be used in high-risk cases, such as mothers who have already had a caesarean section, or who are expecting twins.

**How good is the evidence?**

The quality of the studies was varied.

In all trials women were asked whether ECV was helpful and affected the results.

There were different outcomes for the benefit of ECV.

The quality of the evidence was low for perinatal death, and very low for all other outcomes.

High  
Moderate  
Low  
Very Low

**External cephalic version for breech presentation at term**  
Hofmeyr GJ, Kulier R, West HM  
Full review: <http://ow.ly/SMRvK>

Infographic by Helen West, Research Associate, Cochrane Pregnancy and Childbirth  
E: h.west@liverpool.ac.uk  
T: @CochranePCB  
[pregnancy.cochrane.org](http://pregnancy.cochrane.org)

**UNIVERSITY OF LIVERPOOL**

**NHS National Institute for Health Research**

This project was supported by the National Institute for Health Research, via Cochrane Infrastructure and Cochrane programme Grant (13/89/05) funding to Cochrane Pregnancy and Childbirth. The views and opinions expressed therein are those of the authors and do not necessarily reflect those of the Systematic Reviews Programme, NIHR, NHS or the Department of Health.

This project was supported by the National Institute for Health Research, via Cochrane Infrastructure and Cochrane programme Grant (13/89/05) funding to Cochrane Pregnancy and Childbirth. The views and opinions expressed therein are those of the authors and do not necessarily reflect those of the Systematic Reviews Programme, NIHR, NHS or the Department of Health.

Return to the checklist

## Item 17

# Is it easy for people to find information about who the review authors are, how they were funded, and any conflicts of interest?

## Description

For reasons of transparency, your target audience should be able to find information about who the review authors are [1, 10], how the review was funded [1, 56], and whether the review authors have any conflicts of interest [1, 56]. Not all people may want this level of detail [35]. But it should be easy to find for those who do.

## At a minimum:

- Provide information about author names, review funders, and declarations of interest. This information is openly available to anyone using the Cochrane Library. The easiest way to provide this information is therefore by providing a link to the review.

## Also consider:

- whether you also want to include general information about Cochrane's [conflict of interest policy](#), for instance through a link.

*Return to the checklist*

## Item 18

# Have you avoided giving recommendations?

## Description

People’s decisions about whether or not to use a healthcare intervention are not only guided by the intervention’s effectiveness. People also think about factors such as how much the intervention will cost, whether it is available or acceptable to them, and whether it is practical or feasible to use. A lot of these factors are also likely to be context-specific.

For these reasons, Cochrane Reviews do not include recommendations [29]. The aim of a Cochrane Review is to **provide the best available evidence, and then let people make their own decisions.**

It can be difficult to avoid giving recommendations. People are used to seeing them in information products such as patient brochures or policy briefs. Your target audience may therefore expect to find them in your Cochrane product [10, 22, 26]. To avoid confusion and manage expectations, consider whether you need to explain to your target audience that recommendations are not included.

## At a minimum:

- Do not give recommendations in your dissemination product.
- Also avoid statements such as “There is insufficient evidence to recommend the use of X”, as this implies that Cochrane sometimes does give recommendations.

## Ideally, also:

- State explicitly that Cochrane does not make recommendations [22], for instance, as has been done here in [Cochrane in Everyday Life](#). Remember that people may overlook explanations if they are not placed close to the terms or concepts to which they are referring [17, 26].
- Think about how you can help people reach their own decisions. Strategies for doing this include:
  - Point out that decision makers often consider factors in addition to the effect of the treatment, such as their **values and preferences and the cost and availability** of the treatment.
  - Suggest questions that people may want to ask themselves or others, such as their healthcare provider, when making a decision.



# Examples

## Example 1

Here is an example from *Cochrane Training's module on "Common errors: GRADE and interpretation of findings"*. The first two statements in the list are examples of statements that should not be used because they are recommendations.

Two of the following statements should not be used in the Authors' conclusions. Can you identify which ones?

- There is sufficient evidence to recommend the use of treatment Z for syndrome Y.
- Treatment Z should be given at a dose of 40mg/kg to treat the syndrome Y.
- There is high quality evidence that treatment Z reduces the symptoms of pain in the syndrome Y.
- The evidence in our review challenges the current practice of treating syndrome Y with treatment Z.
- Use of treatment Z for syndrome Y is given only limited support based on evidence from our review.

## Example 2

In *SUPPORT* summaries, we explicitly state that recommendations are not provided.

The image shows a screenshot of a SUPPORT summary page. The main title is "Do lay health workers in primary and community health care improve maternal and child health?". The page includes a "Key messages" section with three bullet points. A red circle highlights the "This summary includes:" section, which lists "Key findings from research based on a systematic review" and "Considerations about the relevance of this research for low and middle-income countries". A red 'X' marks the "Not included:" section, which lists "Recommendations", "Additional evidence not included in the systematic review", and "Detailed descriptions of interventions or their implementation". A red box on the right side of the image contains a callout with a green exclamation mark and the text "This summary includes:" followed by the two bullet points from the highlighted section. Below this, a red 'X' marks the text "Not included:" followed by the three bullet points from the "Not included:" section.

**! This summary includes:**

- Key findings from research based on a systematic review
- Considerations about the relevance of this research for low and middle-income countries

**X Not included:**

- Recommendations
- Additional evidence not included in the systematic review
- Detailed descriptions of interventions or their implementation

*Return to the checklist*

# Appendix: presenting review findings in brief summaries such as tweets and blogshots

We often prepare brief dissemination products such as tweets to **raise awareness** of a Cochrane Review. In many tweets, and in other brief products such as blogshots, we also **present the review’s main findings**.

It may be difficult to follow all of the suggestions in this Checklist in brief products. However, it should be possible to follow the Checklist’s minimum requirements. This is particularly easy when the review has:

- only one comparison (or one comparison that is clearly more important than the others);
- findings that point in the same direction;
- findings with similar levels of certainty (i.e. similar GRADE assessments).

For more complex reviews, you should reconsider whether a tweet or a blogshot is the right type of product. (See also Cochrane UK’s [blogshot guidance](#), including their section on “Deciding when a Cochrane Review is appropriate for a blogshot”.)

*This annotated example of a [blogshot](#) demonstrates how the items of the checklist can be applied, even in a brief format such as a tweet.*

## 1. Target audience involved?

Partly. The target audience has been involved in the development of the template, but haven’t given feedback on this specific blogshot.

## 2. Plain language?

? Maybe. The target audience is undefined. The language is likely to be suitable for health professionals. But for a lay audience, we would probably not use words like ‘medication adherence’ and ‘exacerbation’

## 3. Appropriate title?

? Maybe. They use key terms that people are likely to search for. But if this is for a lay audience, we would probably not use the term ‘adolescent’.

## 4. Communicated relevance?

No. They haven’t defined their audience

## 5. Content structure?

Yes, key messages clear and they’ve provided a link to the full review.

## 6. Quickly scan and read?

Yes. It’s organised into clear sections.

## 7. Real people?

Yes, they refer to adults in the text. They also chose a picture because it looked authentic, was the right age group and depicts the intervention

## 8. PICO specified?

Yes, and they use the actual names for these rather than ‘intervention’ etc

## 9. Systematic review?

Yes, they say it’s a Cochrane review and mention the number of studies.

## 18. Recommendations avoided?

Yes

## 17. Information about funding etc?

Yes, through a link to the full review

## 16. Cochrane?

Yes, Cochrane logo and link to Cochrane.uk

## 15. Topic handled sensitively?

Yes. They chose the image because it’s respectful and emotionally neutral (rather than the head-in hands type image).



## 14. Presented in more than one way?

Not in this product, but they have a link to the full review

## 13. Certainty of the evidence

Yes

## 12. If using numbers

Not applicable

## 11. Avoid misleading?

Yes, and they use standard plain language statements

## 10. Date specified?

Yes

When the findings are more complex than this, you are likely to need more space. In this case, you should assess whether it is possible to give a fair representation of the review findings within a tweet or a blogshot. It may be better to use social media channels such as Twitter to create **awareness** of the review, but without presenting its findings.

Even in situations where the review findings are simple and straightforward, your target audience is often likely to want more information than they can find in a tweet or blogshot. Providing them with a full citation or link to the full review can be enough for some target audiences. However, Cochrane Reviews are not written for a lay audience. In addition, not everyone has free access to Cochrane Reviews. If you have the resources, you should therefore also consider preparing a second dissemination product that includes more information about the findings, and that achieves more than the minimum requirements laid out in this guidance.

You can find more guidance about how to develop blogshots in Cochrane's [Blogshot guidance](#).

## About this checklist

### What is the aim of the checklist?

The aim of this knowledge translation core principles checklist is to improve the quality and consistency of dissemination products that present the findings of a Cochrane intervention review.

Cochrane aims to make its evidence accessible to decision makers in any country, including consumers and the public, health practitioners and managers, policy makers, researchers and research funders. To meet the needs, skills, and interests of such a wide audience, we need different dissemination products, including products for use in social media, mainstream media, or policy briefs, presented in audio/video or visual formats. All of these products need to maintain sufficiently high-quality standards.

Our challenge when developing dissemination products is to give a reasonably complete, nuanced, and unbiased representation of the evidence while presenting it in a way that people with or without research experience find useful, can understand, and want to read. With this checklist, our primary objective has been to develop a set of principles that achieve a balance between these two goals.

### Who is the checklist for?

The checklist is aimed at anyone preparing a dissemination product based on a Cochrane intervention review.

### How was the checklist funded?

The checklist was funded through support from Cochrane.

### How was the checklist prepared?

- We established a **Project Advisory Group** with Cochrane contributors with expertise and experience in systematic review methodology and/or knowledge translation of systematic reviews.
- We **identified relevant literature** through systematic searches and consultation with Cochrane networks. We searched for (a) reviews focusing on the reporting of systematic reviews of effectiveness to any target group; (b) guidance documents (both Cochrane and non-Cochrane) focusing on the reporting of evidence about intervention effectiveness; and (c) primary studies focusing on the reporting of Cochrane Reviews of effectiveness to any target group.
- We used a **framework analysis** approach to develop the checklist. We chose a checklist currently being developed by us and colleagues at the Centre for Informed

Health Choices as our *a priori* framework. We read each of the selected studies and extracted data that identified problems or described solutions, principles or recommendations when presenting findings from reviews or studies of effectiveness. We applied the *a priori* framework to these data, and adapted the framework in response to these data by adding checklist items or re-defining existing items.

- We carried out **example testing** by applying a first draft of the checklist to existing dissemination products, including Cochrane blogshots, plain language summaries and podcasts. We then revised the checklist in response to this testing.
- We described each checklist item in more detail in an **Annex** to the checklist, using the identified studies as our starting point. As far as possible, we described the issue or problem, how this issue could be addressed, and gave examples.
- We sent the checklist and Annex to the Project Advisory Group and asked for **structured feedback**.
- We **revised the checklist** and Annex in response to Advisory Group feedback.
- We carried out **user testing** among Cochrane contributors involved in knowledge translation activities. We asked them for feedback about the principles themselves and about the checklist and its usefulness and applicability. We carried out two rounds of user testing, and revised the checklist after each round.
- We re-submitted it to the Advisory Group for further feedback. We then carried out final revisions.

## Acknowledgements

The checklist was developed by Claire Glenton, Sarah Rosenbaum and Marita Sporstøl Fønhus at Cochrane Norway, with support from Jo Anthony and Karen Head from the Knowledge Translation Department in Cochrane's Central Executive Team.

Thanks also to the following people for their help in the development of the checklist:

### Project Advisory Group members

Jo Anthony, Sarah Chapman, Moriam Chibuzor, Mike Clarke, Francesca Gimigliano, Shauna Hurley, Toby Lasserson, Xun Li, Joerg Meerpohl, Colleen Ovelman, Dario Sambunjak, and Nancy Santesso

### Knowledge Translation Advisory Group members

Sally Green, Karen Head, Sophie Hill, Denise Thompson

## User test participants

Therese Dalsbø, Elena Kostova, Anne Littlewood, Craig Lockwood, Barbara Nußbaumer-Streit, Giordano Pérez-Gaxiola, Rachel Plachcinski, L Susan Wieland, Liliya Eugenevna Ziganshina

## Other Cochrane contributors

Katie Abbott, Juliane Ried, Muriah Umoquit

## Colleagues at the Centre for Informed Health Choices

Andy Oxman, Atle Fretheim, Simon Lewin, and Signe Flottorp

## References

1. Bunge M, Muhlhauser I, Steckelberg A: **What constitutes evidence-based patient information? Overview of discussed criteria.** *Patient Educ Couns* 2010, **78**(3):316-328.
2. Spiegelhalter D: **Risk and Uncertainty Communication.** *Annual Review of Statistics and Its Application* 2017, **4**(1):31-60.
3. Fischhoff B, Brewer NT, JS. D: (eds): **Communicating Risks and Benefits: An Evidence Based User's Guide.** In.: Silver Spring. Federal Drug Administration; 2011.
4. Bornstein S, Baker R, Navarro P, Mackey S, Speed D, Sullivan M: **Putting research in place: an innovative approach to providing contextualized evidence synthesis for decision makers.** *Syst Rev* 2017, **6**(1):218.
5. Schipper K, Bakker M, De Wit M, Ket JC, Abma TA: **Strategies for disseminating recommendations or guidelines to patients: a systematic review.** *Implement Sci* 2016, **11**(1):82.
6. Synnot AJ, Lowe D, Merner B, Hill SJ: **The evolution of Cochrane evidence summaries in health communication and participation: seeking and responding to stakeholder feedback.** *Evidence & Policy* 2018, **14**(2):335-347.
7. Gould R, Harris SP, Fujiura G: **Systematic review and Knowledge Translation: A framework for synthesizing heterogeneous research evidence.** *Work (Reading, Mass)* 2017, **57**(4):485-499.
8. Rosenbaum S: **Improving the user experience of evidence. A design approach to evidence-informed health care** Oslo, Norway: The Oslo School of Architecture and Design 2010.
9. **'But You Tested with Only 5 Users!': Responding to Skepticism About Findings From Small Studies** [<https://www.nngroup.com/articles/responding-skepticism-small-usability-tests/>] (Accessed 7th April 2019)].
10. Busert LK, Mutsch M, Kien C, Flatz A, Griebler U, Wildner M, Stratil JM, Rehfues EA: **Facilitating evidence uptake: development and user testing of a systematic review summary format to inform public health decision-making in German-speaking countries.** *Health Res Policy Syst* 2018, **16**(1):59.
11. Moi T, Lande Gossner E: **Vi må skape en -akademisk kultur som verd-setter slående og elegant prosa.** In: *Morgenbladet.* Oslo, Norway; 2016.
12. Fagerlin A, Zikmund-Fisher BJ, Ubel PA: **Helping patients decide: ten steps to better risk communication.** *J Natl Cancer Inst* 2011, **103**(19):1436-1443.
13. **Standards for the reporting of Plain Language Summaries in new Cochrane Intervention Reviews** [[www.consumers.cochrane.org/PLEACS](http://www.consumers.cochrane.org/PLEACS)]. ]
14. Congress US: **Public Law 111 - 274 - Plain Writing Act of 2010.** In: *United States Bills and Statutes.* HOUSE REPORTS: No. 111-432 (Comm. on Oversight and Government Reform).
15. **Evaluating the Health in my Language project - a tale of two translation approaches** [<https://community.cochrane.org/news/evaluating-health-my-language-project-tale-two-translation-approaches>] (Accessed 18.07.19)]
16. Schünemann H, Vist G, Higgins J, Santesso N, Deeks J, Glasziou P, Akl E, Guyatt G: **Interpreting results and drawing conclusions. Draft version (29 January 2019)**



- In: *Cochrane Handbook for Systematic Reviews of Interventions*. edn. Edited by Higgins J, Thomas J, Chandler J, Cumpston M, Li T, Page M, Welch V. London: Cochrane; Cochrane Handbook for Systematic Reviews of Interventions. London: Cochrane.
17. Glenton C, Santesso N, Rosenbaum S, Nilsen ES, Rader T, Ciapponi A, Dilkes H: **Presenting the results of Cochrane Systematic Reviews to a consumer audience: a qualitative study**. *Med Decis Making* 2010, **30**(5):566-577.
  18. Santesso N, Rader T, Nilsen ES, Glenton C, Rosenbaum S, Ciapponi A, Moja L, Pardo JP, Zhou Q, Schunemann HJ: **A summary to communicate evidence from systematic reviews to the public improved understanding and accessibility of information: a randomized controlled trial**. *J Clin Epidemiol* 2015, **68**(2):182-190.
  19. **Reporting the effects of an intervention in EPOC reviews**. [<https://epoc.cochrane.org/resources/epoc-resources-review-authors#reporting> (Accessed 04.04.2019)]
  20. Santesso N, Glenton C, Dahm P, Garner P, Akl E, Alper B, al. e: **GRADE guidelines 26: Informative statements to communicate the findings of systematic reviews of interventions**. *Journal of Clinical Epidemiology* (accepted for publication). *Journal of Clinical Epidemiology* (accepted) 2019.
  21. Glenton C, Nilsen ES, Carlsen B: **Lay perceptions of evidence-based information- a qualitative evaluation of a website for back pain sufferers**. *BMC Health Serv Res* 2006, **6**:34.
  22. Rosenbaum SE, Glenton C, Wiysonge CS, Abalos E, Mignini L, Young T, Althabe F, Ciapponi A, Marti SG, Meng Q *et al*: **Evidence summaries tailored to health policy-makers in low- and middle-income countries**. *Bull World Health Organ* 2011, **89**(1):54-61.
  23. Glenton C, Underland V, Kho M, Pennick V, Oxman AD: **Summaries of findings, descriptions of interventions, and information about adverse effects would make reviews more informative**. *J Clin Epidemiol* 2006, **59**(8):770-778.
  24. Synnot AJ, Hawkins M, Merner BA, Summers MP, Filippini G, Osborne RH, Shapland SDP, Cherry CL, Stuckey R, Milne CA *et al*: **Producing an evidence-based treatment information website in partnership with people affected by multiple sclerosis**. *Health Sci Rep* 2018, **1**(3):e24.
  25. Zhelev Z, Garside R, Hyde C: **A qualitative study into the difficulties experienced by healthcare decision makers when reading a Cochrane diagnostic test accuracy review**. *Syst* 2013, **2**:32.
  26. Rosenbaum SE, Glenton C, Nylund HK, Oxman AD: **User testing and stakeholder feedback contributed to the development of understandable and useful Summary of Findings tables for Cochrane reviews**. *J Clin Epidemiol* 2010, **63**(6):607-619.
  27. Yudina EV, Ziganshina LE: **Russian translations for Cochrane**. *Int* 2015, **27 Suppl 1**:S112-113.
  28. **How People Read on the Web: The Eyetracking Evidence**. [<https://www.nngroup.com/articles/how-users-read-on-the-web/>]
  29. **Cochrane Handbook for Systematic Reviews of Interventions Version 5.1.0 [updated March 2011]** : The Cochrane Collaboration.
  30. Rosenbaum SE, Glenton C, Cracknell J: **User experiences of evidence-based online resources for health professionals: user testing of The Cochrane Library**. *BMC medical informatics and decision making* 2008, **8**:34.

31. **Simplification: What is gained and what is lost**  
[\[https://www.simplificationcentre.org.uk/reports2/technical-paper-1-simplification-what-is-gained-and-what-is-lost\]](https://www.simplificationcentre.org.uk/reports2/technical-paper-1-simplification-what-is-gained-and-what-is-lost) (Accessed Sept. 8, 2019)].
32. **Reader-Friendly Writing - 1:3:25** [\[https://www.cfhi-fcass.ca/publicationsandresources/resourcesandtools/communicationnotes/10-06-01/d497a465-5398-4ec8-addf-d7cbf86b1e43.aspx\]](https://www.cfhi-fcass.ca/publicationsandresources/resourcesandtools/communicationnotes/10-06-01/d497a465-5398-4ec8-addf-d7cbf86b1e43.aspx).
33. Brennan S, Cumpston M, Misso M, McDonald S, Murphy M: **Design and formative evaluation of the Policy Liaison Initiative: A long-term knowledge translation strategy to encourage and support the use of Cochrane systematic reviews for informing health policy.** *Evidence & Policy* 2016, **12**(1):25-52.
34. Opiyo N, Shepperd S, Musila N, Allen E, Nyamai R, Fretheim A, English M: **Comparison of alternative evidence summary and presentation formats in clinical guideline development: a mixed-method study.** *PLoS ONE* 2013, **8**(1):e55067.
35. Marquez, C, Johnson AM, Jassemi S, Park J, Moore JE, Blaine C, Bourdon G, Chignell M, Ellen ME, Fortin J *et al*: **Enhancing the uptake of systematic reviews of effects: what is the best format for health care managers and policy-makers? A mixed-methods study.** *Implement Sci* 2008, **13**(1):84.
36. Grimshaw JM, Eccles MP, Lavis JN, Hill SJ, Squires JE: **Knowledge translation of research findings.** *Implement Sci* 2012, **7**:50.
37. Dobbins M, Jack S, Thomas H, Kothari A: **Public health decision-makers' informational needs and preferences for receiving research evidence.** *Worldviews Evid Based Nurs* 2007, **4**(3):156-163.
38. Santesso N, Maxwell L, Tugwell PS, Wells GA, O'Connor A M, Judd M, Buchbinder R: **Knowledge transfer to clinicians and consumers by the Cochrane Musculoskeletal Group.** *J Rheumatol* 2006, **33**(11):2312-2318.
39. Petkovic J, Welch V, Jacob MH, Yoganathan M, Ayala AP, Cunningham H, Tugwell P: **The effectiveness of evidence summaries on health policymakers and health system managers use of evidence from systematic reviews: a systematic review.** *Implement Sci* 2016, **11**(1):162.
40. Hildon Z, Allwood D, Black N: **Impact of format and content of visual display of data on comprehension, choice and preference: a systematic review.** *International journal for quality in health care : journal of the International Society for Quality in Health Care* 2012, **24**(1):55-64.
41. Ghogomu EA, Maxwell LJ, Buchbinder R, Rader T, Pardo Pardo J, Johnston RV, Christensen RD, Rutjes AW, Winzenberg TM, Singh JA *et al*: **Updated method guidelines for Cochrane Musculoskeletal Group systematic reviews and metaanalyses.** *J Rheumatol* 2014, **41**(2):194-205.
42. **F-Shaped Pattern of Reading on the Web: Misunderstood, But Still Relevant (Even on Mobile)** [\[https://www.nngroup.com/articles/f-shaped-pattern-reading-web-content/\]](https://www.nngroup.com/articles/f-shaped-pattern-reading-web-content/).
43. Cochrane: **Cochrane Brand Guidelines.**  
<https://indd.adobe.com/embed/c5e0d4c9-3459-4da8-ba7c-e45d063c957b?startpage=1&allowFullscreen=true>. October 2018.
44. Rader T, Pardo Pardo J, Stacey D, Ghogomu E, Maxwell LJ, Welch VA, Singh JA, Buchbinder R, Legare F, Santesso N *et al*: **Update of strategies to translate evidence from cochrane musculoskeletal group systematic reviews for use by various audiences.** *J Rheumatol* 2014, **41**(2):206-215.

45. Brownson RC, Dodson EA, Stamatakis KA, *et al*: **Communicating evidence-based information on cancer prevention to state-level policy makers.** *J Natl Cancer Inst* 2011, **103**(4):306-316.
46. Fadlallah R, El-Jardali F, Nomier M, Hemadi N, Arif K, Langlois EV, Akl EA: **Using narratives to impact health policy-making: a systematic review.** *Health Res Policy Syst* 2019, **17**(1):26.
47. Glasziou P, Chalmers I, Altman DG, Bastian H, Boutron I, Brice A, Jamtvedt G, Farmer A, Gherzi D, Groves T *et al*: **Taking healthcare interventions from trial to practice.** *BMJ (Clinical research ed)* 2010, **341**:c3852.
48. Grimshaw JM, Santesso N, Cumpston M, Mayhew A, McGowan J: **Knowledge for knowledge translation: the role of the Cochrane Collaboration.** *J Contin Educ Health Prof* 2006, **26**(1):55-62.
49. **SUPPORT Summaries.** In: <https://supportsummaries.epistemonikos.org/>.
50. Fønhus MS, Dalsbø TK, Glenton C: «**Briefly summarised**» **A Guide to a short dissemination product.** In: <https://www.cochrane.no/resources/use-and-dissemination-cochrane-reviews/briefly-summarised/guidance-and-template>. Cochrane Norway, 2019.
51. Glenton C, Fønhus MS, Gourdie S, Noonan E: **How to write a plain language summary of a Cochrane intervention review.** In: <https://www.cochrane.no/how-write-plain-language-summary>. Cochrane Norway, 2019.
52. Alderson P, Chalmers I: **Survey of claims of no effect in abstracts of Cochrane reviews.** *BMJ (Clinical research ed)* 2003, **326**(7387):475.
53. **Results should not be reported as statistically significant or statistically non-significant** [<http://epoc.cochrane.org/resources/epoc-resources-review-authors> (Accessed October 4, 2018)].
54. Woloshin S, Schwartz LM: **Communicating data about the benefits and harms of treatment: a randomized trial.** *Annals of internal medicine* 2011, **155**(2):87-96.
55. Akl EA, Oxman AD, Herrin J, Vist GE, Terrenato I, Sperati F, Costiniuk C, Blank D, Schunemann H: **Using alternative statistical formats for presenting risks and risk reductions.** *Cochrane Database Syst Rev* 2011(3):Cd006776.
56. **National Standards for the Certification of Patient Decision Aids - Final Report.** In: National Quality Forum, 2016.
57. Von Elm E, Ravaud P, Maclehorse H, Mbuagbaw L, Garner P, Ried J, Bonfill X: **Translating Cochrane reviews to ensure that healthcare decision-making is informed by high-quality research evidence.** *PLoS medicine* 2013, **10**(9):e1001516.
58. Trevena LJ, Davey HM, Barratt A, Butow P, Caldwell P: **A systematic review on communicating with patients about evidence.** *J Eval Clin Pract* 2006, **12**(1):13-23.
59. Marteau TM, Saidi G, Goodburn S, Lawton J, Michie S, Bobrow M: **Numbers or words? A randomized controlled trial of presenting screen negative results to pregnant women.** *Prenatal diagnosis* 2000, **20**(9):714-718.
60. Man-Son-Hing M, O'Connor AM, Drake E, Biggs J, Hum V, Laupacis A: **The effect of qualitative vs. quantitative presentation of probability estimates on patient decision-making: a randomized trial.** *Health Expect* 2002, **5**(3):246-255.
61. Knapp P, Raynor DK, Berry DC: **Comparison of two methods of presenting risk information to patients about the side effects of medicines.** *Quality & safety in health care* 2004, **13**(3):176-180.

62. Lipkus IM: **Numeric, verbal, and visual formats of conveying health risks: suggested best practices and future recommendations.** *Med Decis Making* 2007, **27**(5):696-713.
63. Buljan I, Malicki M, Wager E, Puljak L, Hren D, Kellie F, West H, Alfirevic Z, Marusic A: **No difference in knowledge obtained from infographic or plain language summary of a Cochrane systematic review: three randomized controlled trials.** *J Clin Epidemiol* 2018, **97**:86-94.
64. Crick K, Hartling L: **Preferences of Knowledge Users for Two Formats of Summarizing Results from Systematic Reviews: Infographics and Critical Appraisals.** *PLoS ONE* 2015, **10**(10):e0140029.
65. Frewer LJ, Fischer AR, Brennan M, Banati D, Lion R, Meertens RM, Rowe G, Siegrist M, Verbeke W, Vereijken CM: **Risk/Benefit Communication about Food - A Systematic Review of the Literature.** *Critical reviews in food science and nutrition* 2016, **56**(10):1728-1745.
66. Gates A, Featherstone R, Shave K, Scott SD, Hartling L: **Dissemination of evidence in paediatric emergency medicine: a quantitative descriptive evaluation of a 16-week social media promotion.** *BMJ Open* 2018, **8**(6):e022298.